

# PENNSYLVANIA GUN DEATHS: 2019

**1,541**

gun deaths in Pennsylvania, including

**100**

children and teens (0-19)

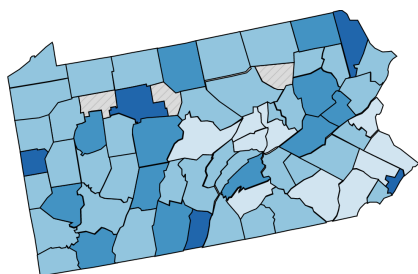


**88% MALE**

The majority of gun death victims are male.

**18**

Pennsylvania had the 18th lowest gun death rate in the country in 2019.



Age-adjusted gun death rate per 100,000

4.86 to 8.46

8.47 to 12.07

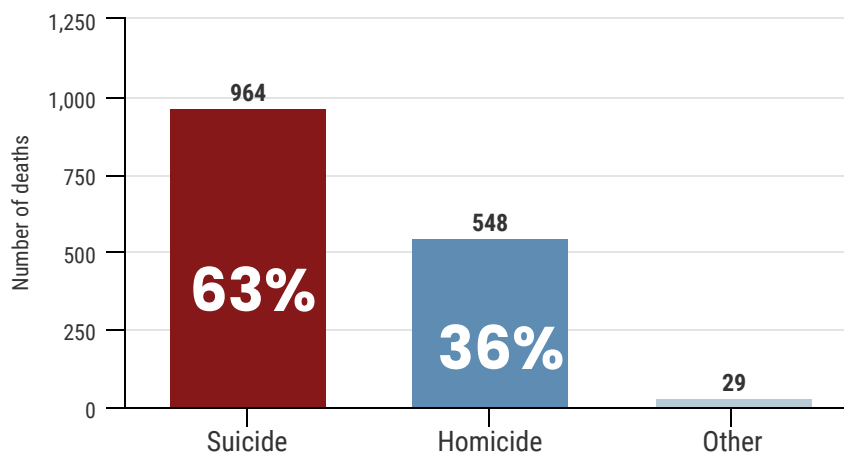
12.08 to 15.68

15.69 to 19.45

Suppressed / Unreliable

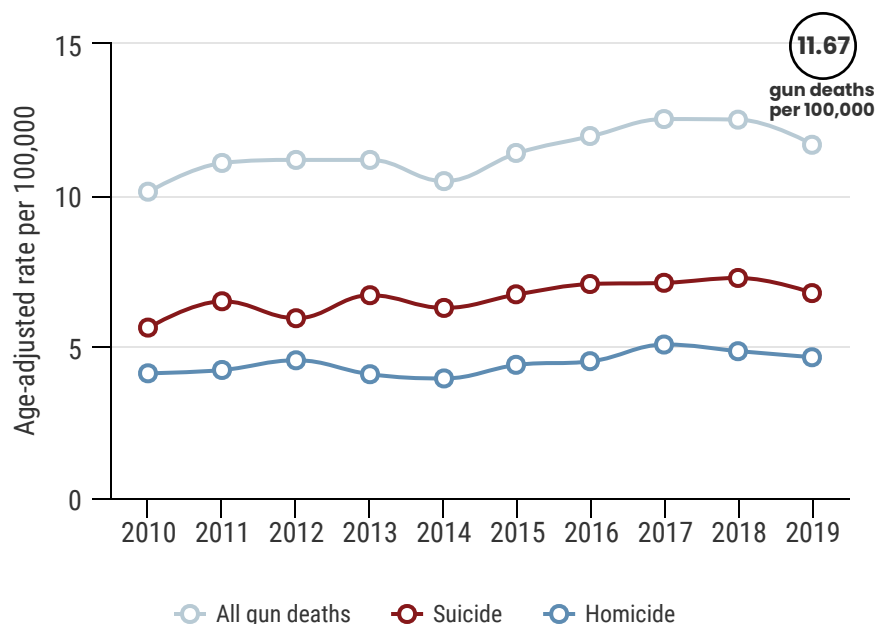
## GUN DEATHS BY INTENT, 2019

Nearly 1,600 Pennsylvanians died by gun violence in 2019, an average of four people every day. Suicides made up 63% of the deaths and homicides made up 36%.



## TRENDS OVER TIME

The total gun death rate consistently increased annually from 2014 to 2018, before decreasing by 6% from 2018 to 2019. Similarly, the firearm suicide rate steadily increased from 2014 to 2018, before decreasing 7% from 2018 to 2019. The firearm homicide rate increased annually from 2014 to 2017, before decreasing from 2017 to 2019. Unfortunately, while the final gun violence mortality data for 2020 has yet to be released, preliminary data suggests there was a stark increase in the firearm homicide rate in 2020.



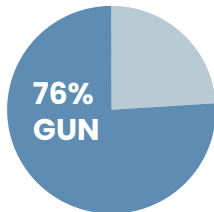
# PENNSYLVANIA FIREARM HOMICIDE & SUICIDE DEATHS

## FIREARM HOMICIDES:

**548**

firearm homicide deaths in  
Pennsylvania in 2019, including **64**  
children and teens (0-19).

### HOMICIDES BY METHOD



Three-fourths of homicides in  
Pennsylvania were committed with  
firearms in 2019.

## DEMOGRAPHICS



In Pennsylvania, young Black males are disproportionately impacted by firearm homicide. Black males aged 15-34 have a firearm homicide rate nearly 39 times higher than White males of the same age group.

## BY COUNTY



Philadelphia County has the highest firearm homicide rate in the state -- 19 times higher than in Bucks County, where the rate is the lowest. Allegheny County and Delaware County have the second and third highest rates in the state.

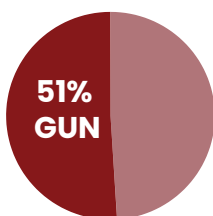
Note: Based on a ten-year average (2010-2019).

## FIREARM SUICIDES:

**964**

firearm suicide deaths in  
Pennsylvania in 2019, including **33**  
children and teens (0-19).

### SUICIDES BY METHOD



Half of all suicides in  
Pennsylvania were by firearms in  
2019.

## DEMOGRAPHICS



In Pennsylvania, White males have the highest rates of firearm suicide. Black males have the second-highest firearm suicide rate in the state, followed by Hispanic/Latino males and Asian/Pacific Islander males.

## BY COUNTY



Wayne County has the highest firearm suicide rate in the state -- four times higher than in Philadelphia County, where the firearm suicide rate is the lowest. Elk County and Carbon County have the second and third highest rates in the state.

Note: Based on a ten-year average (2010-2019).