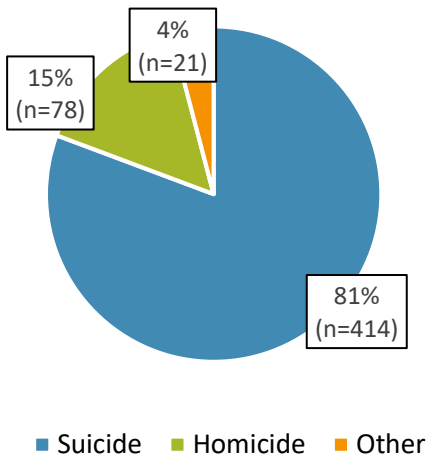


Firearm Suicide in Oregon

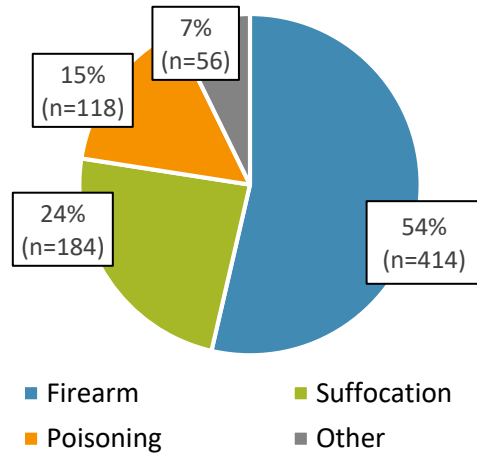
- Four out of every five (81%) gun deaths in Oregon are suicides.
- More than half of all suicides (54%) in Oregon are by firearm.
- The firearm suicide rate in Oregon has increased 12% over the last decade.
- 86% of people who die by firearm suicide in Oregon are male; and 96% are White.

Gun Deaths in Oregon, 2016



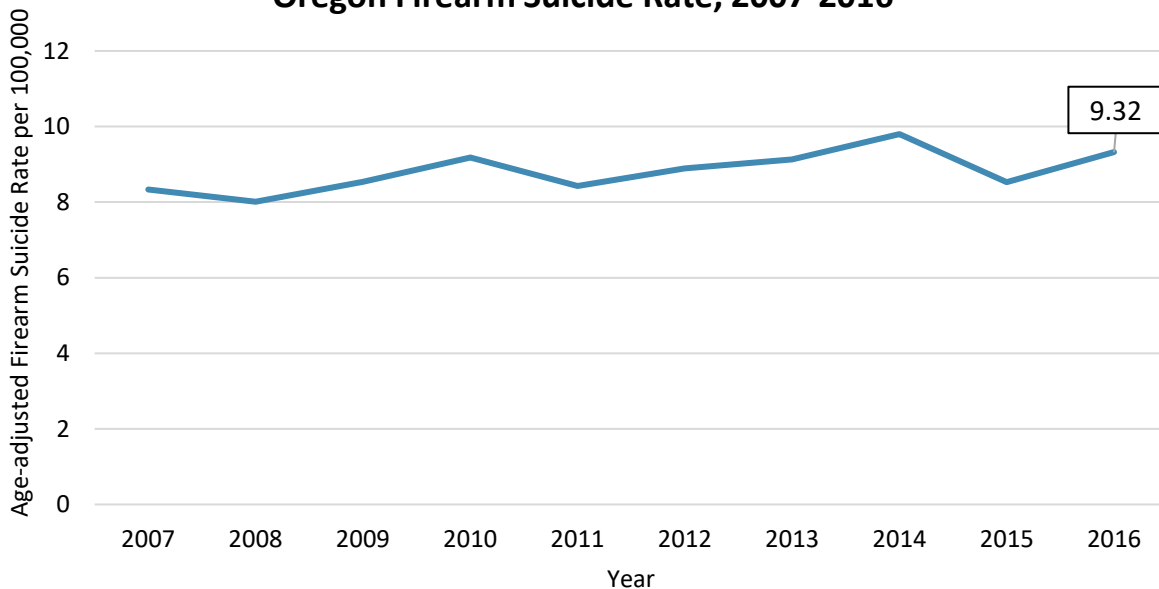
Total Gun Deaths in 2016: 513

Suicide Deaths in Oregon, 2016



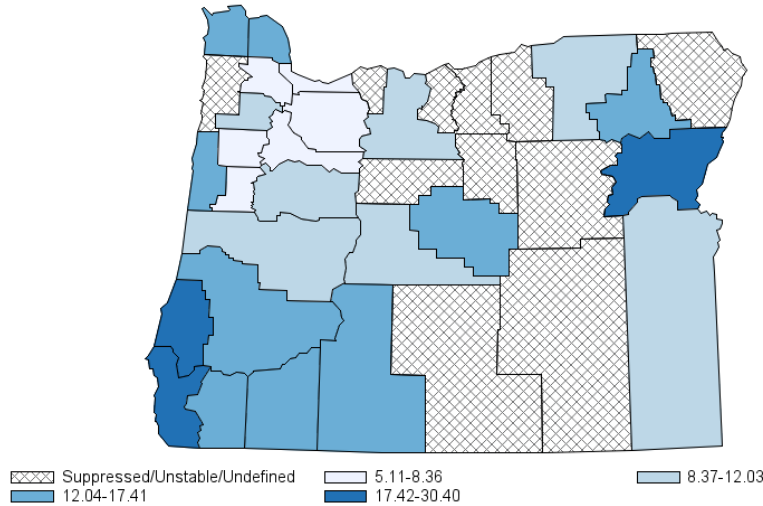
Total Suicide Deaths in 2016: 772

Oregon Firearm Suicide Rate, 2007-2016



Firearm Suicide in Oregon – Demographic Information

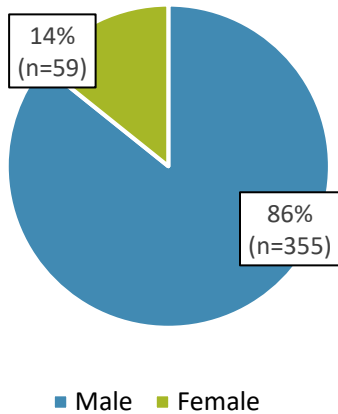
2008-2014, Oregon
Death Rates per 100,000 Population
 Firearm, Suicide, All Races, All Ethnicities, Both Sexes, All Ages
 Annualized Crude Rate for Oregon: 9.46



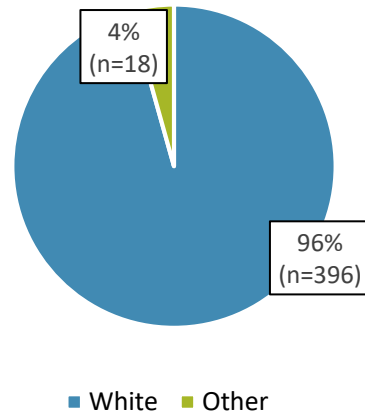
Reports for All Ages include those of unknown age.
 * Rates based on 20 or fewer deaths may be unstable. These rates are suppressed for counties (see legend above); such rates in the title have an asterisk.

Produced by: the Statistics, Programming & Economics Branch, National Center for Injury Prevention & Control, CDC
 Data Sources: NCHS National Vital Statistics System for numbers of deaths; US Census Bureau for population estimates.

Firearm Suicide Deaths in Oregon, 2016, by sex



Firearm Suicide Deaths in Oregon, 2016, by race



Source: National Center for Injury Prevention and Control, CDC. United States and Oregon Suicide Deaths and Rates per 100,000. Fatal Injury Reports, 1999-2016. Retrieved June 27, 2018, from <http://www.cdc.gov/injury/wisqars/fatal.html>

Note: The most recently available CDC data is 2016; as such, 2016 data is used where appropriate.