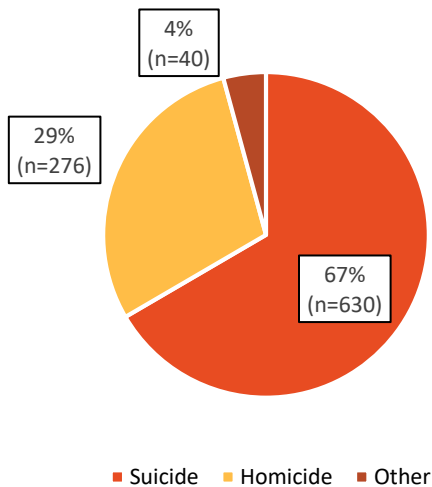


## Firearm Homicide in Virginia

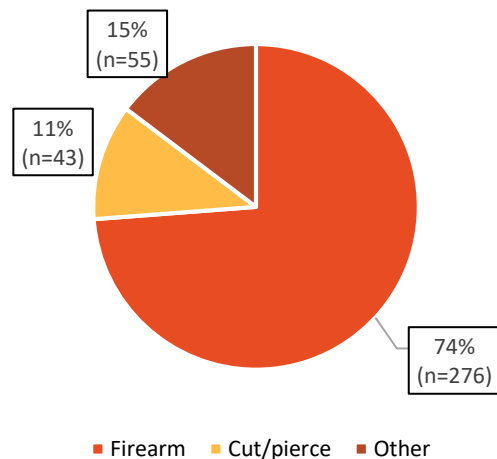
- Nearly 3 out of every 10 gun deaths in Virginia are homicides.
- The majority of homicides (74%) in Virginia are committed with firearms.
- The firearm homicide rate in Virginia has been consistently lower than the national rate over the last decade (2006-2015); however, the rate has been increasing since 2012.
- Eighty-two percent of firearm homicide victims are male; and 72% are Black.

**Gun Deaths in Virginia, 2015**



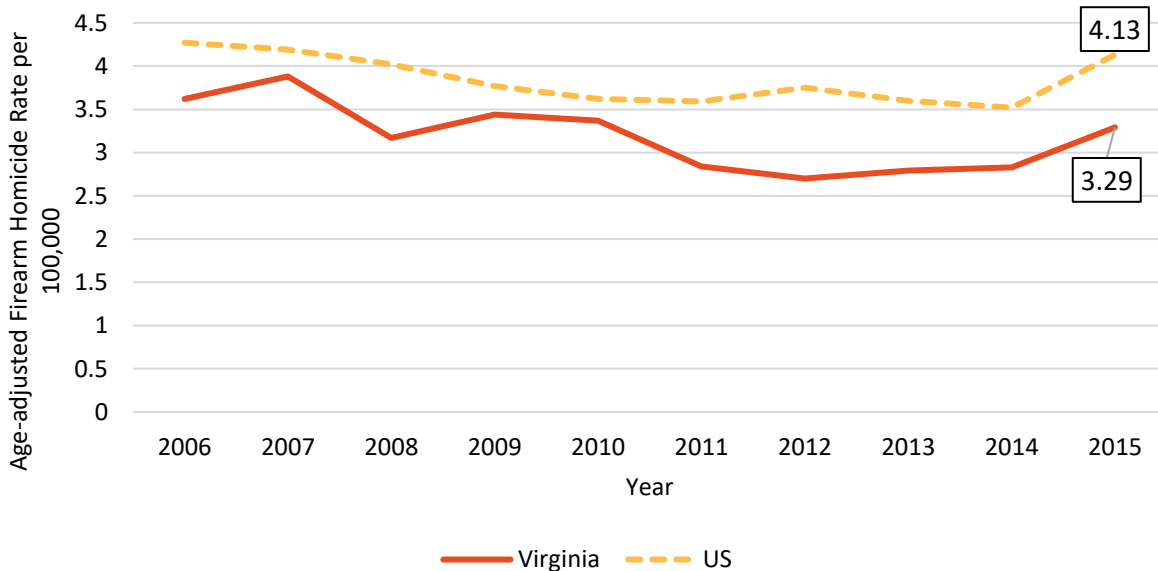
Total Gun Deaths in 2015: 946

**Homicide Deaths in Virginia, 2015**



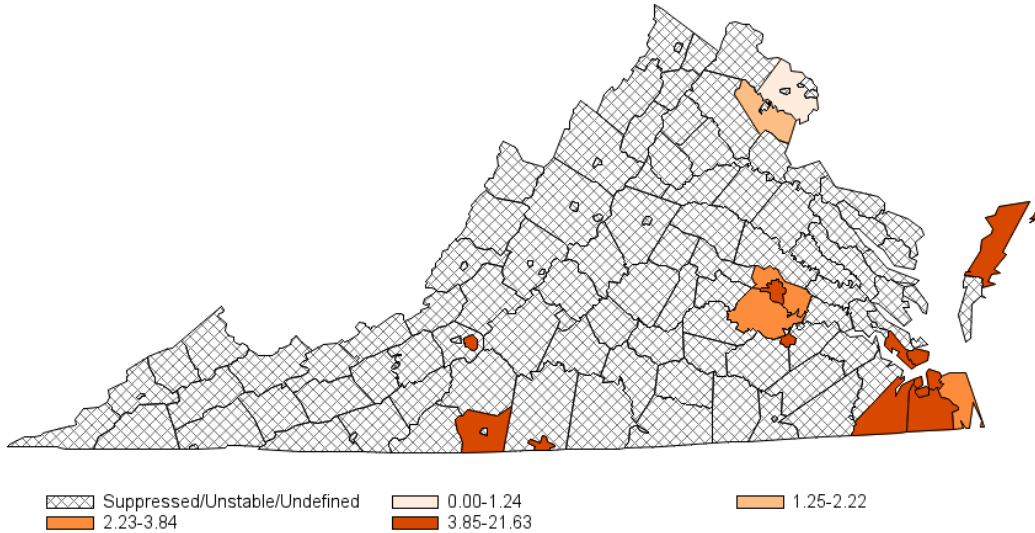
Total Homicide Deaths in 2015: 374

**Firearm Homicide Rate over the last decade, 2006-2015**



## Firearm Homicide in Virginia – Demographic Information

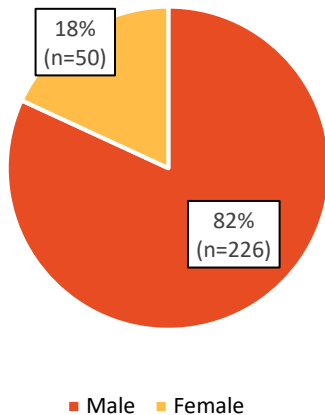
2008-2014, Virginia  
**Death Rates per 100,000 Population**  
 Firearm, Homicide, All Races, All Ethnicities, Both Sexes, All Ages  
 Annualized Crude Rate for Virginia: 3.03



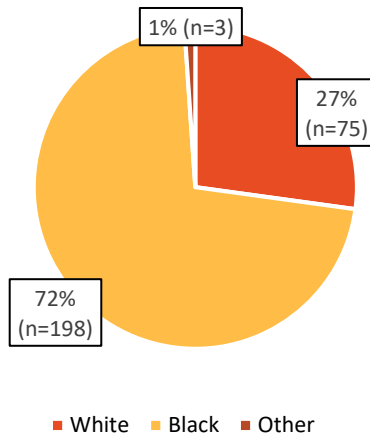
Reports for All Ages include those of unknown age.  
 \* Rates based on 20 or fewer deaths may be unstable. These rates are suppressed for counties (see legend above); such rates in the title have an asterisk.

Produced by: the Statistics, Programming & Economics Branch, National Center for Injury Prevention & Control, CDC  
 Data Sources: NCES National Vital Statistics System for numbers of deaths; US Census Bureau for population estimates.

**Firearm Homicide Deaths in Virginia, 2015, by sex**



**Firearm Homicide Deaths in Virginia, 2015, by race**



**Source:** National Center for Injury Prevention and Control, CDC. United States and Virginia Homicide Deaths and Rates per 100,000. Fatal Injury Reports, 1999-2015. Retrieved August 11, 2017, from <http://www.cdc.gov/injury/wisqars/fatal.html>

**Note:** The most recently available CDC data is 2015; as such, 2015 data is used where appropriate.