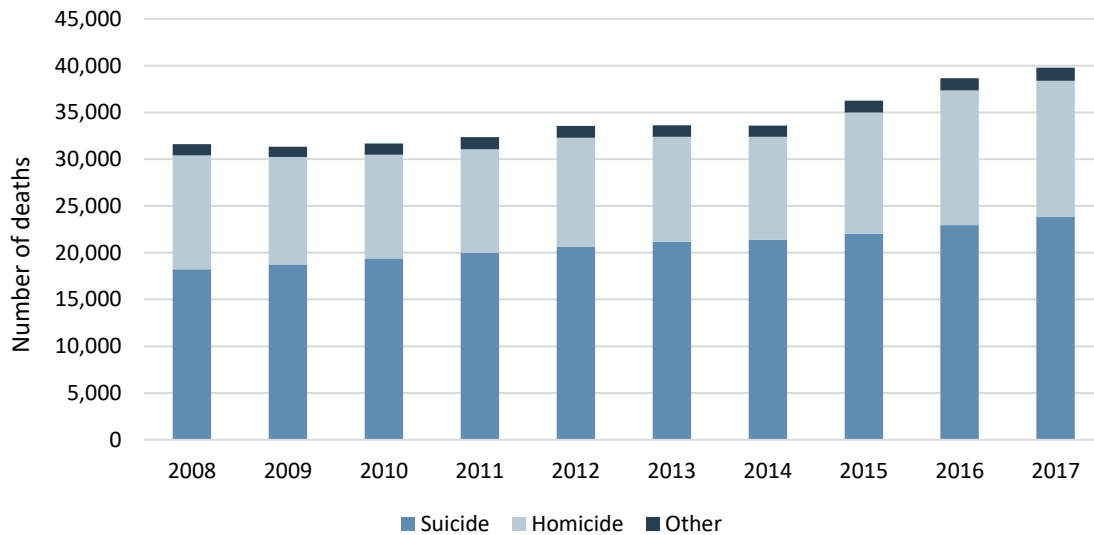


## GUN VIOLENCE IN THE UNITED STATES

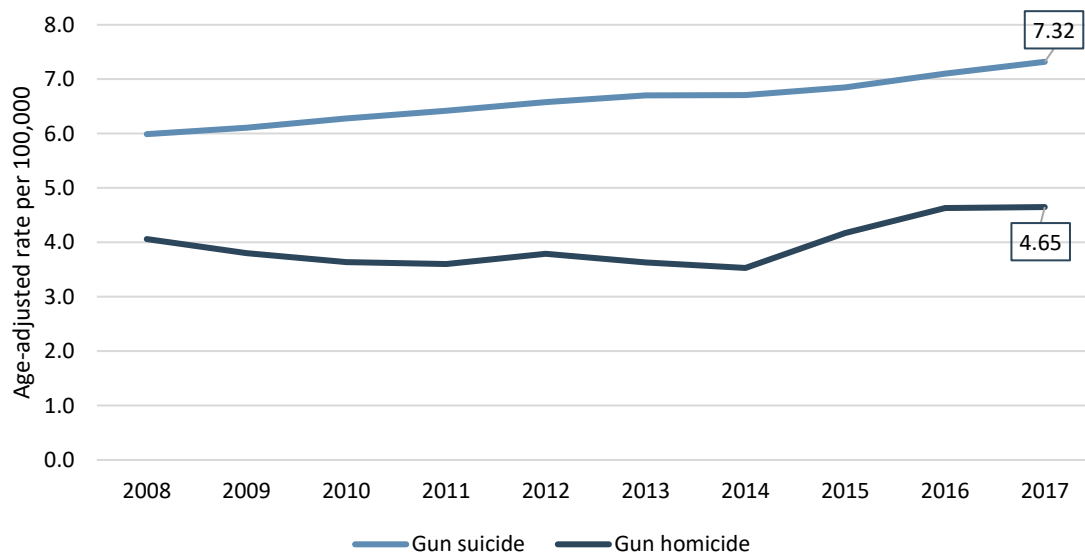
Gun violence is a public health epidemic in the United States. In 2017, the most recent year of data available, there were nearly 40,000 gun deaths –109 every single day. Three in every five gun deaths are suicides and more than one-third are homicides, while the remainder are unintentional, unknown intent, or law enforcement intervention.

### GUN DEATHS IN THE UNITED STATES, 2008-2017



### GUN DEATH RATES IN THE UNITED STATES, 2008-2017

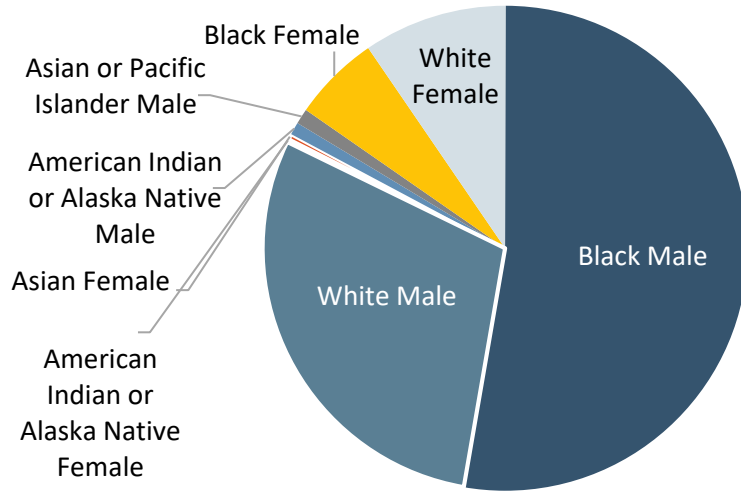
The overall gun death rate increased 17% over the last decade -- the gun suicide rate increased 19% and the gun homicide rate increased more than 14%. While the gun suicide rate has been steadily increasing over time, the gun homicide rate remained relatively stable from 2008 to 2014 before spiking 31% from 2014 to 2016.



### GUN VIOLENCE BY DEMOGRAPHICS

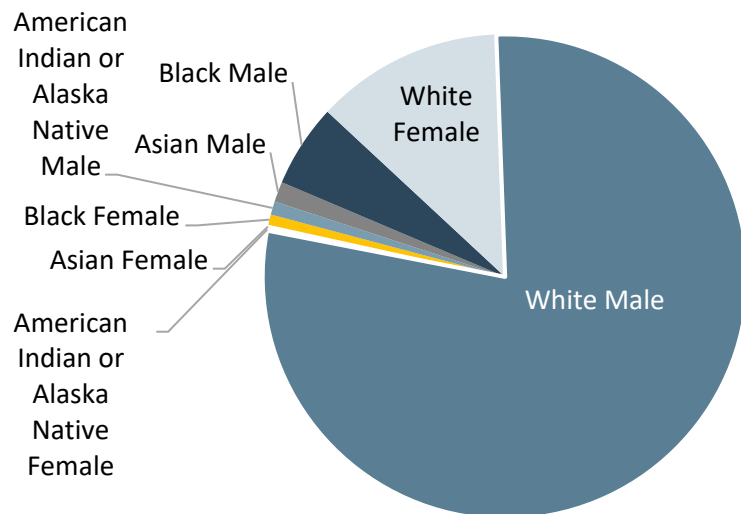
The overwhelming majority of homicide victims and suicide decedents are male. Approximately half of all gun homicide victims in 2017 were Black males and nearly four in five gun suicide decedents were White males.

#### GUN HOMICIDE DEATHS, 2017



	Female	Male
<b>American Indian/Alaska Native</b>	<b>0.2%</b> 28 deaths	<b>1%</b> 121 deaths
<b>Asian</b>	<b>0.4%</b> 56 deaths	<b>1%</b> 149 deaths
<b>Black</b>	<b>6%</b> 843 deaths	<b>53%</b> 7,661 deaths
<b>White</b>	<b>10%</b> 1,395 deaths	<b>29%</b> 4,289 deaths

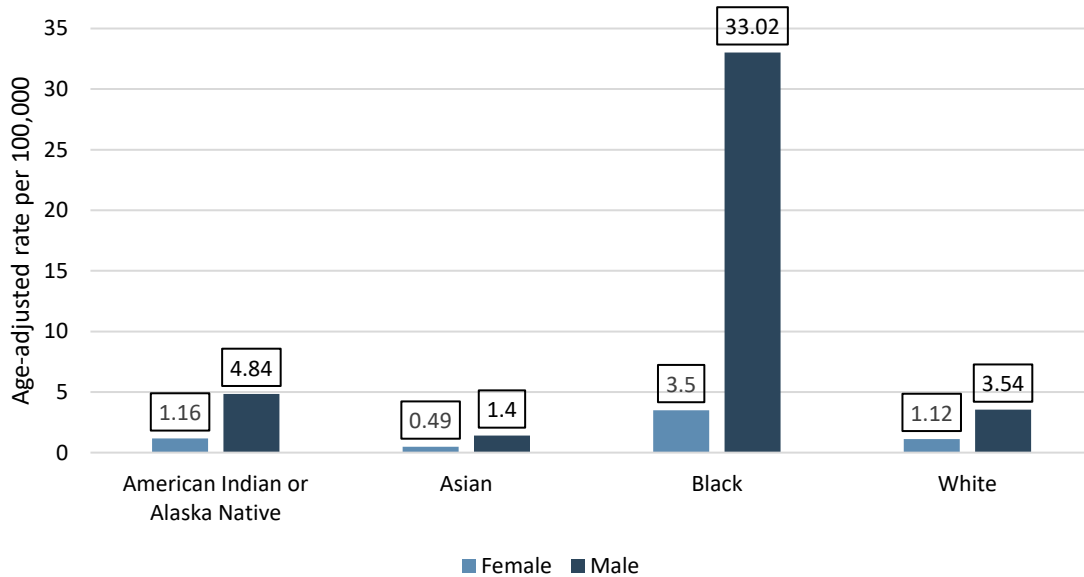
#### GUN SUICIDE DEATHS, 2017



	Female	Male
<b>American Indian/Alaska Native</b>	<b>0.2%</b> 35 deaths	<b>1%</b> 212 deaths
<b>Asian</b>	<b>0.2%</b> 58 deaths	<b>1%</b> 322 deaths
<b>Black</b>	<b>1%</b> 165 deaths	<b>5.5%</b> 1,322 deaths
<b>White</b>	<b>12.5%</b> 2,981 deaths	<b>79%</b> 18,759 deaths

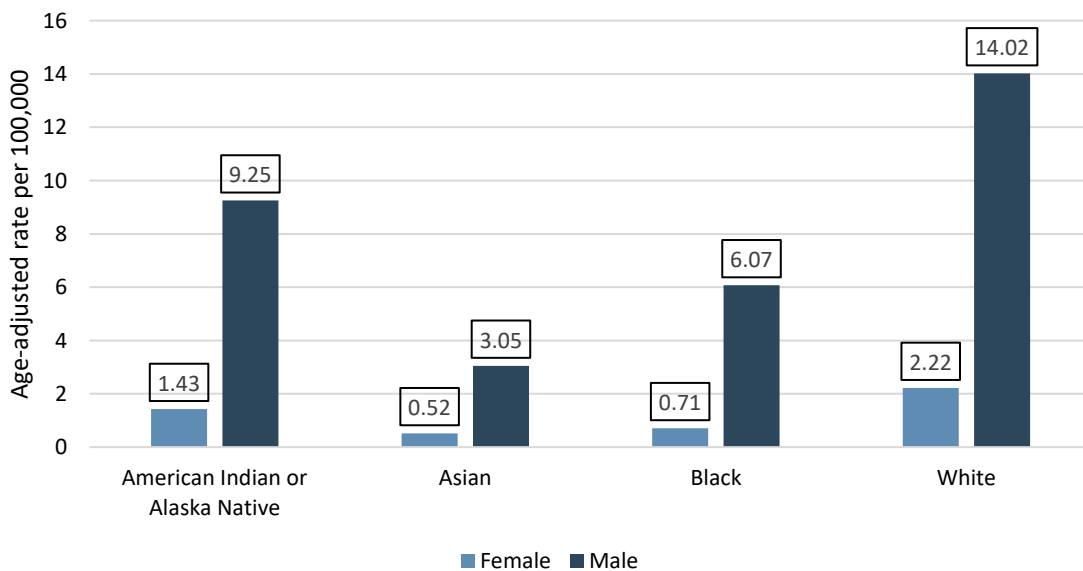
### GUN HOMICIDE DEATH RATES, 2017

Across all demographics, males have higher rates of gun homicide victimization. However, Black males and females are disproportionately affected by gun homicide. Black males are killed by gun homicide at a rate nine times higher than White males and Black females are killed by gun homicide at a rate three times higher than White females.



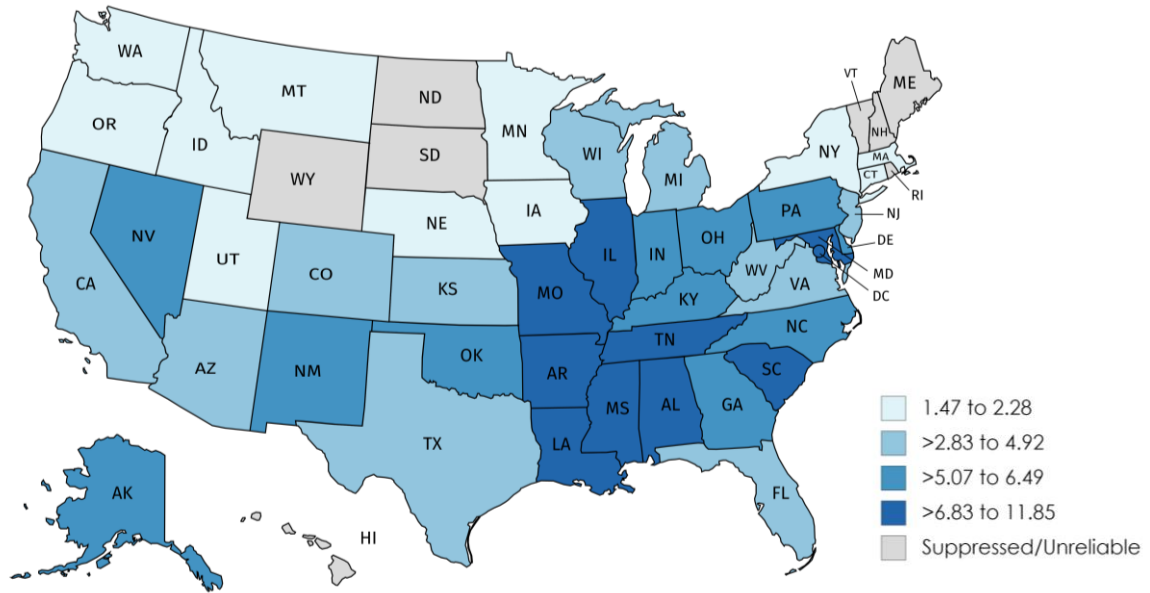
### GUN SUICIDE DEATH RATES, 2017

Across all demographics, males have higher rates of gun suicides. However, White males and American Indian/Alaska Native males are disproportionately impacted by gun suicide. White males die by gun suicide at a rate six times higher than White females and American Indian/Alaska Native males die by gun suicide at a rate six times higher than American Indian/Alaska Native females.



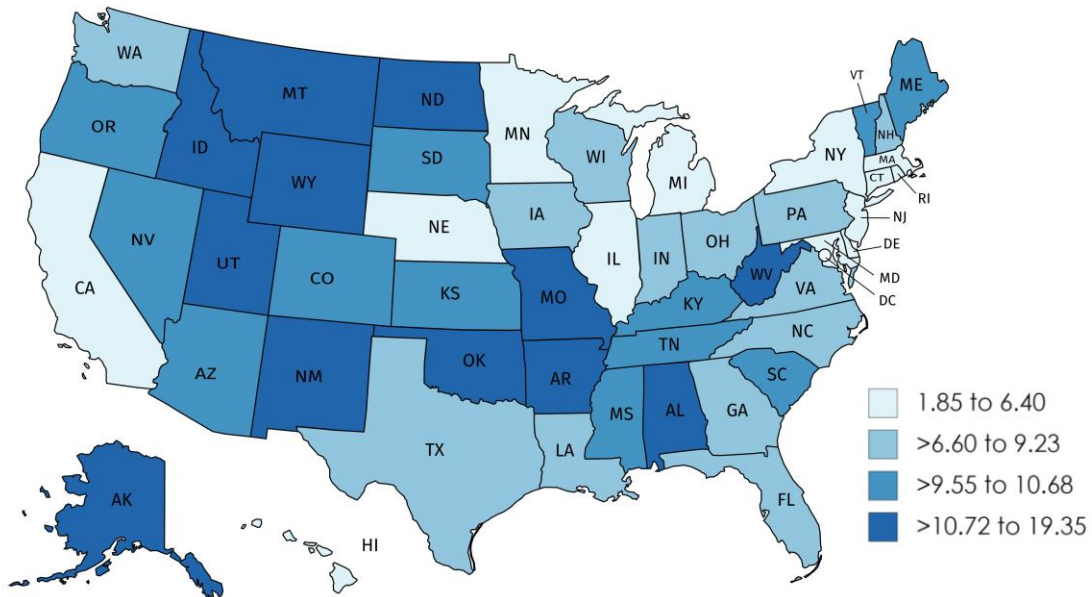
## GUN HOMICIDE RATES BY STATE, 2017

The gun homicide rate ranged from a high of 11.85 deaths per 100,000 people in Louisiana to a low of 1.47 deaths per 100,000 people in Minnesota.



## GUN SUICIDE RATES BY STATE, 2017

The gun suicide rate ranged from a high of 19.35 deaths per 100,000 people in Montana to a low of 1.85 deaths per 100,000 people in Hawaii.



### Notes:

All rates are age-adjusted and are per 100,000 population. Age-adjusted rates were used to allow for accurate comparisons between populations with differing age distributions.

The CDC does not publish death rates based on counts of nine or fewer deaths and classifies these as “suppressed.”

The CDC classifies death rates based on counts of twenty or fewer deaths as “unreliable.”

**Source:** Centers for Disease Control and Prevention, National Center for Health Statistics. Homicide Deaths and Rates per 100,000. WONDER Online Database, 1999-2017. Available: <http://wonder.cdc.gov/ucd-icd10.html>.