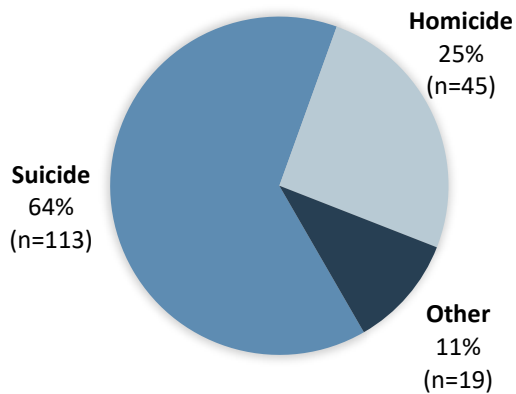


## FIREARM HOMICIDE IN ALASKA

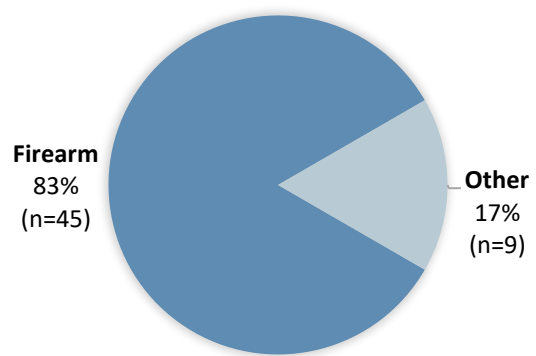
- One-quarter of gun deaths (25%) in Alaska are homicides.
- The majority of homicides (83%) in Alaska are committed with firearms.
- The firearm homicide rate in Alaska has increased 134% since 2014.
- Sixty-two percent of firearm homicide victims are male; and 53% are White.

GUN DEATHS IN ALASKA, 2016



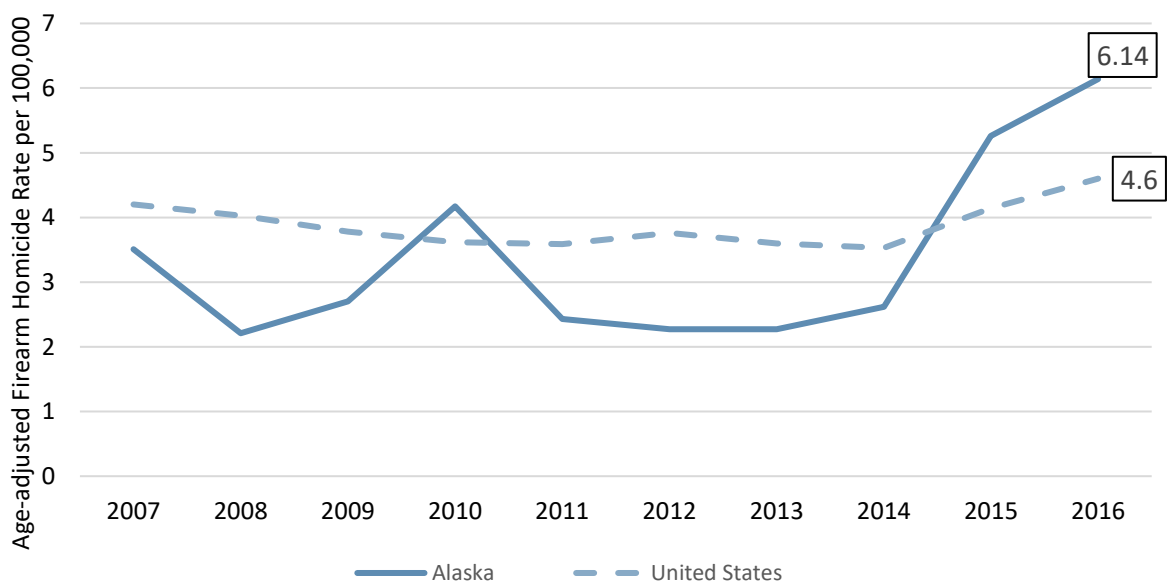
Total Gun Deaths in 2016: 177

HOMICIDE DEATHS IN ALASKA, 2016



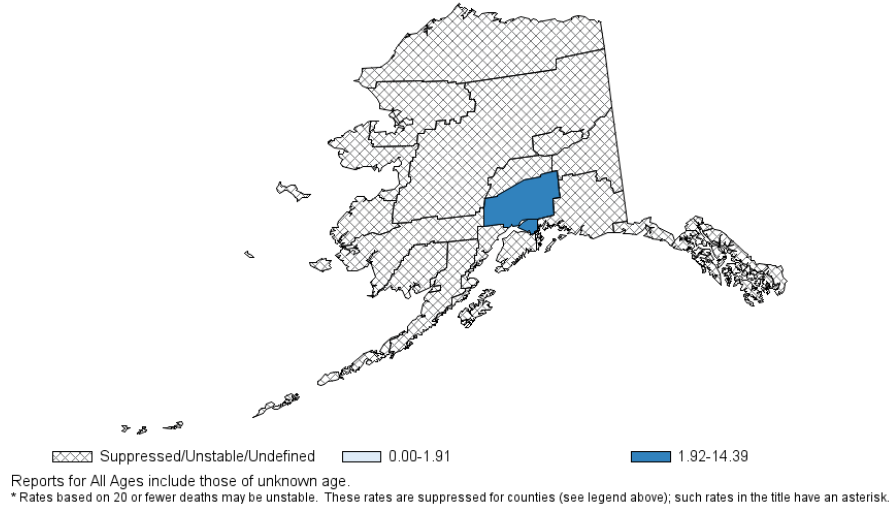
Total Homicide Deaths in 2016: 54

ALASKA FIREARM HOMICIDE RATE, 2007-2016



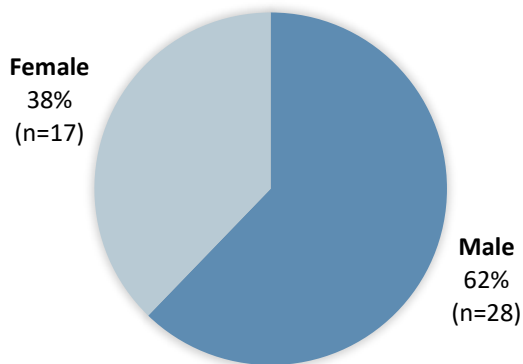
## FIREARM HOMICIDE IN ALASKA— DEMOGRAPHIC INFORMATION

2008-2014, Alaska  
**Death Rates per 100,000 Population**  
 Firearm, Homicide, All Races, All Ethnicities, Both Sexes, All Ages  
 Annualized Crude Rate for Alaska: 2.75

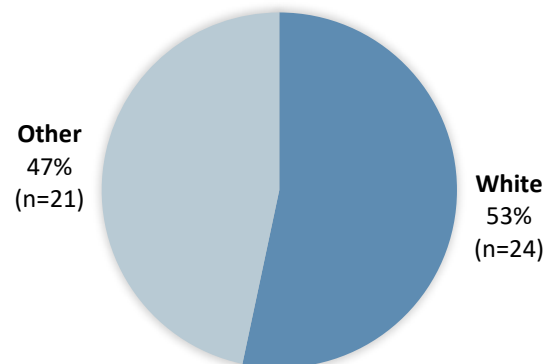


Produced by: the Statistics, Programming & Economics Branch, National Center for Injury Prevention & Control, CDC.  
 Data Sources: NCES National Vital Statistics System for numbers of deaths; US Census Bureau for population estimates.

### FIREARM HOMICIDE DEATHS IN ALASKA, 2016, BY SEX



### FIREARM HOMICIDE DEATHS IN ALASKA, 2016, BY RACE



**Source:** National Center for Injury Prevention and Control, CDC. United States and Alaska Homicide Deaths and Rates per 100,000. Fatal Injury Reports, 1999-2015. Retrieved June 25, 2018, from <http://www.cdc.gov/injury/wisqars/fatal.html>

**Note:** The most recently available CDC data is 2016; as such, 2016 data is used where appropriate.