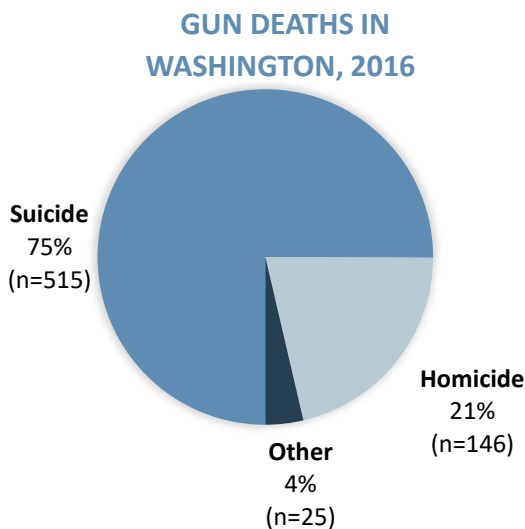
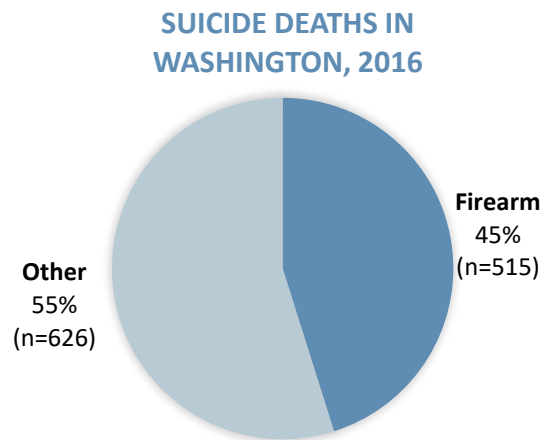


## FIREARM SUICIDE IN WASHINGTON

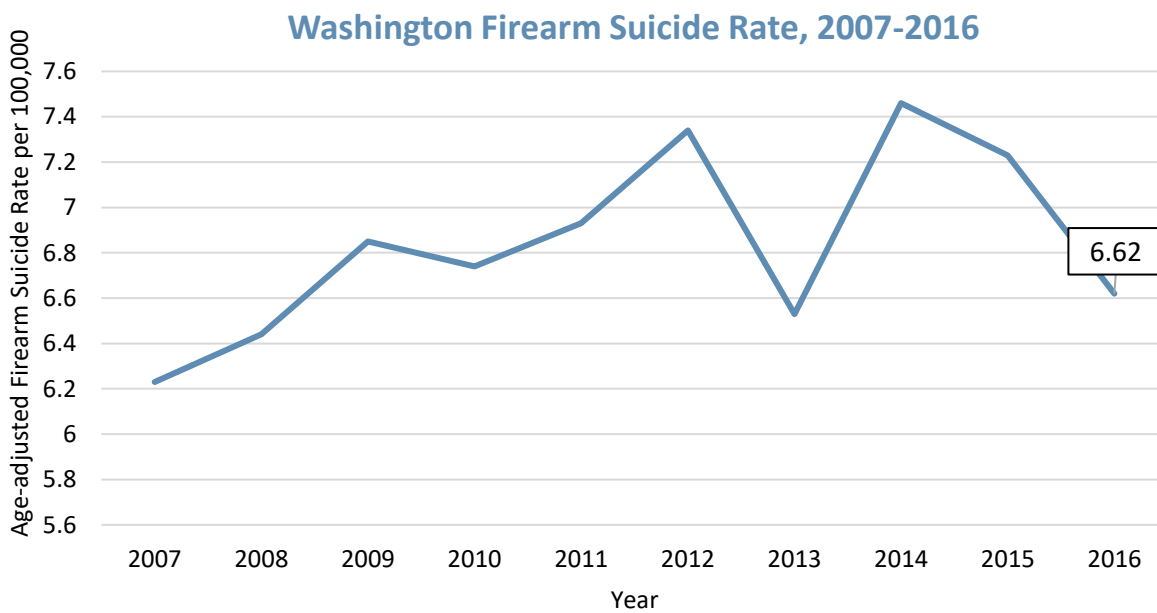
- Three-quarters (75%) of all gun deaths in Washington are suicides.
- Nearly half of all suicides (45%) in Washington are by firearm.
- The firearm suicide rate in Washington has decreased 11% since 2014.
- Eighty-nine percent of people who die by firearm suicide in Washington are male; and 91% are White.



**Total Gun Deaths in 2016: 686**

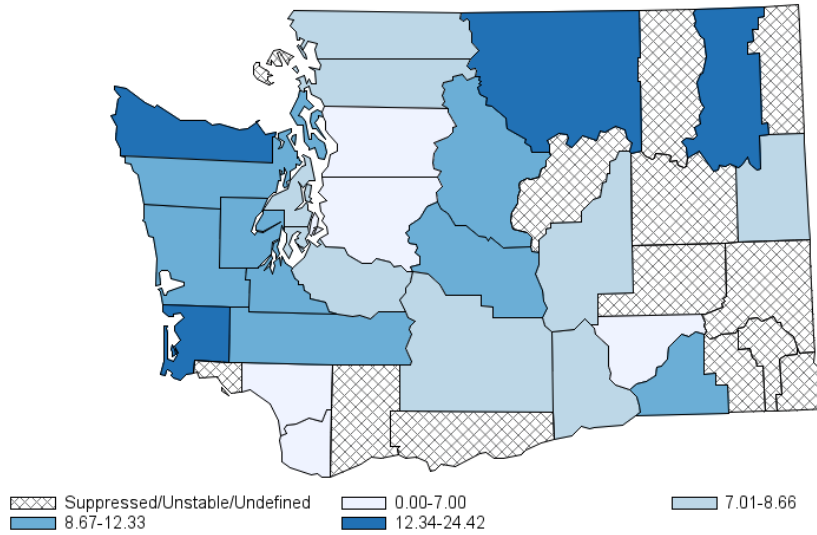


**Total Suicide Deaths in 2016: 1,141**



**FIREARM SUICIDE IN WASHINGTON – DEMOGRAPHIC INFORMATION**

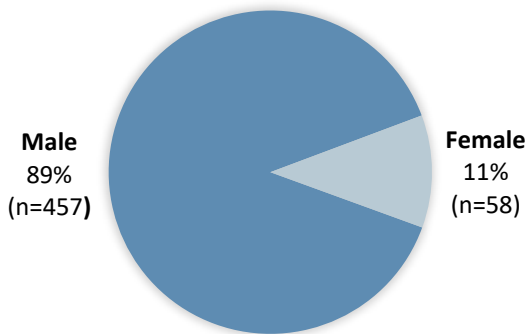
2008-2014, Washington  
**Death Rates per 100,000 Population**  
 Firearm, Suicide, All Races, All Ethnicities, Both Sexes, All Ages  
 Annualized Crude Rate for Washington: 7.19



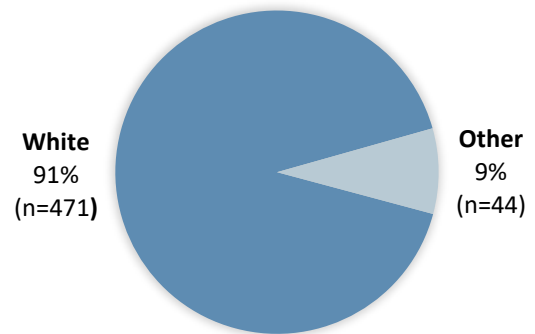
Reports for All Ages include those of unknown age.  
 \* Rates based on 20 or fewer deaths may be unstable. These rates are suppressed for counties (see legend above); such rates in the title have an asterisk.

Produced by: the Statistics, Programming & Economics Branch, National Center for Injury Prevention & Control, CDC  
 Data Sources: NCES National Vital Statistics System for numbers of deaths; US Census Bureau for population estimates.

**FIREARM SUICIDE DEATHS IN WASHINGTON, 2016, BY SEX**



**FIREARM SUICIDE DEATHS IN WASHINGTON, 2016, BY RACE**



**Source:** National Center for Injury Prevention and Control, CDC. United States and Washington Suicide Deaths and Rates per 100,000. Fatal Injury Reports, 1999-2016. Retrieved July 2, 2018, from <http://www.cdc.gov/injury/wisqars/fatal.html>

**Note:** The most recently available CDC data is 2016; as such, 2016 data is used where appropriate.