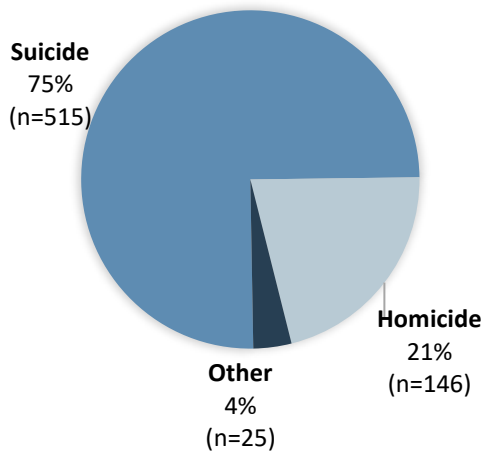


FIREARM HOMICIDE IN WASHINGTON

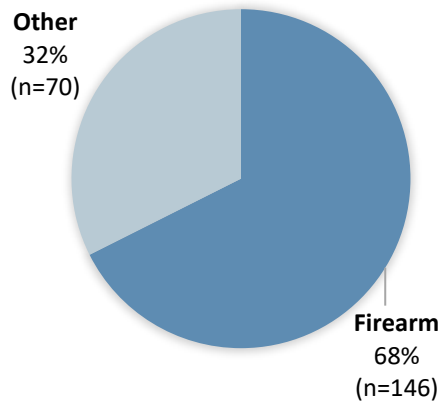
- One in five firearm deaths (21%) in Washington are homicides.
- More than two-thirds of homicides (68%) in Washington are committed with firearms.
- The firearm homicide rate in Washington has increased 55% since 2011.
- Seventy-five percent of firearm homicide victims are male; and 67% are White.

**GUN DEATHS IN
WASHINGTON, 2016**



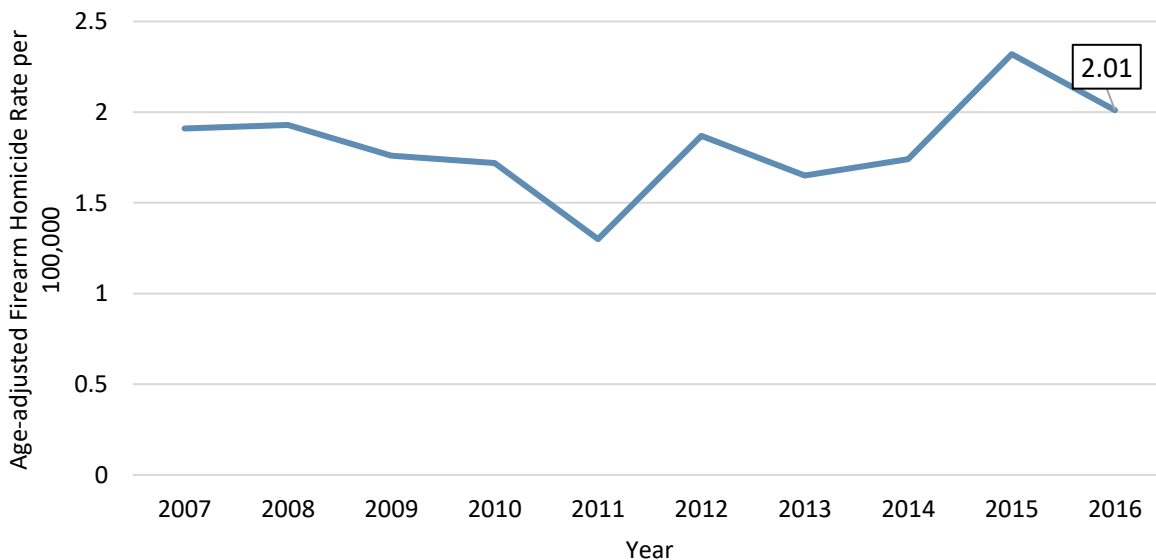
Total Gun Deaths in 2016: 686

**HOMICIDE DEATHS IN
WASHINGTON, 2016**



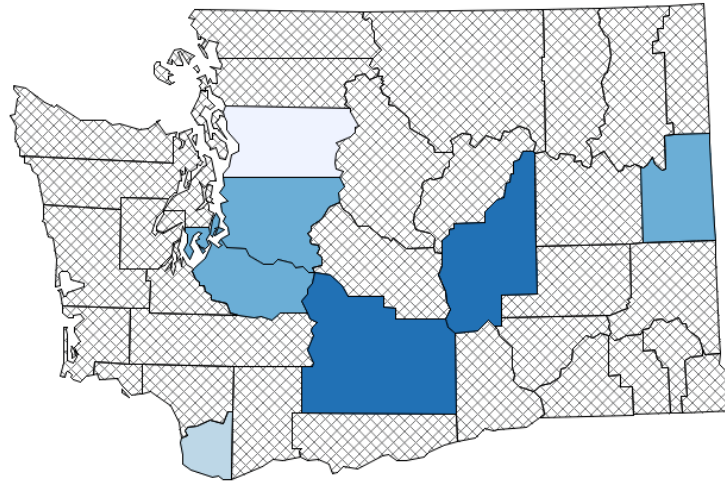
Total Homicide Deaths in 2016: 216

Washington Firearm Homicide Rate, 2007-2016



FIREARM HOMICIDE IN WASHINGTON— DEMOGRAPHIC INFORMATION

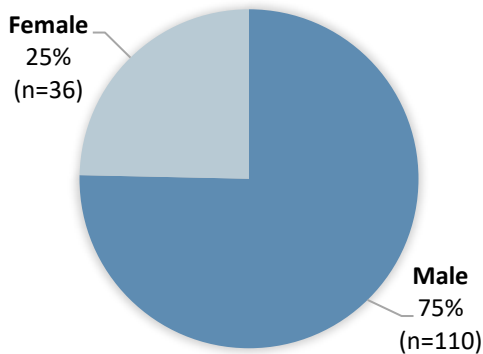
2008-2014, Washington
Death Rates per 100,000 Population
 Firearm, Homicide, All Races, All Ethnicities, Both Sexes, All Ages
 Annualized Crude Rate for Washington: 1.70



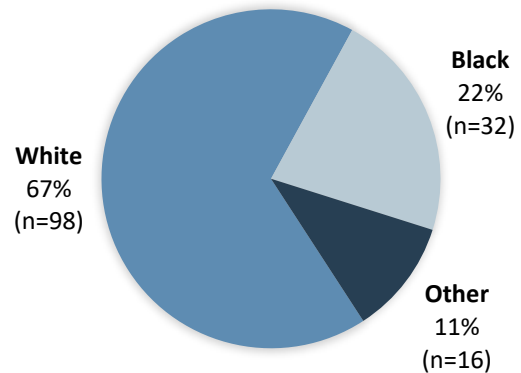
Reports for All Ages include those of unknown age.
 * Rates based on 20 or fewer deaths may be unstable. These rates are suppressed for counties (see legend above); such rates in the title have an asterisk.

Produced by: the Statistics, Programming & Economics Branch, National Center for Injury Prevention & Control, CDC
 Data Sources: NCES National Vital Statistics System for numbers of deaths; US Census Bureau for population estimates.

FIREARM HOMICIDE DEATHS IN WASHINGTON, 2016, BY SEX



FIREARM HOMICIDE DEATHS IN WASHINGTON, 2016, BY RACE



Source: National Center for Injury Prevention and Control, CDC. United States and Washington Homicide Deaths and Rates per 100,000. Fatal Injury Reports, 1999-2016. Retrieved August 13, 2018, from <http://www.cdc.gov/injury/wisqars/fatal.html>

Note: The most recently available CDC data is 2016; as such, 2016 data is used where appropriate.