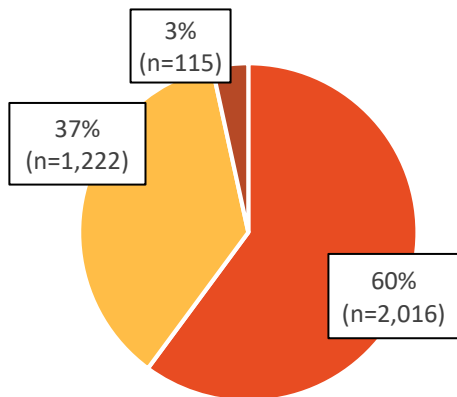


## Firearm Homicide in Texas

- Over one-third (37%) of all firearm deaths in Texas are homicides.
- The majority of homicides (73%) in Texas are committed with firearms.
- The firearm homicide rate in Texas has increased 40% since 2011.
- 82% of firearm homicide victims are male; and 59% are White.

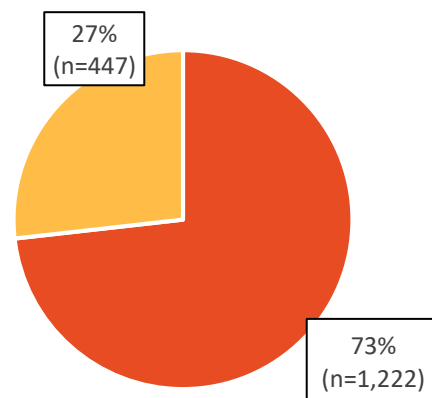
**Gun Deaths in Texas, 2016**



■ Suicide ■ Homicide ■ Other

**Total Gun Deaths in 2016: 3,353**

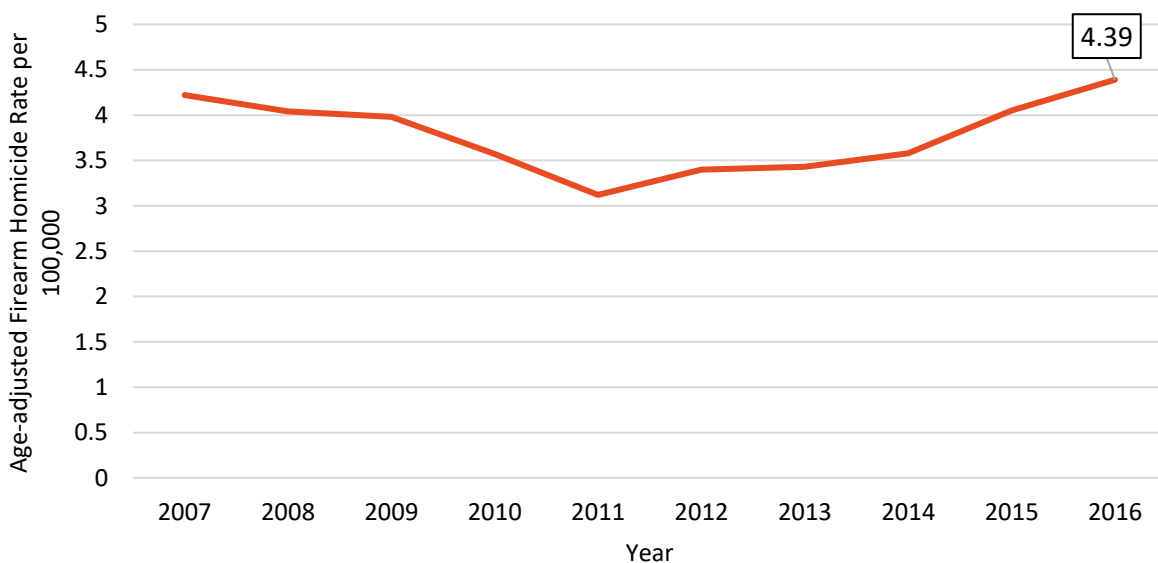
**Homicide Deaths in Texas, 2016**



■ Firearm ■ Other

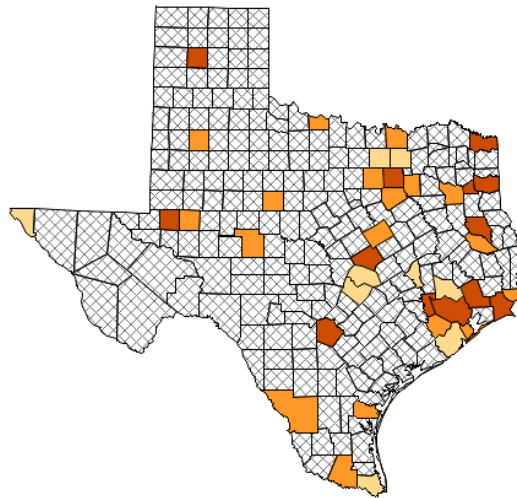
**Total Homicide Deaths in 2016: 1,669**

**Texas Firearm Homicide Rate, 2007-2016**



## Firearm Homicide in Texas – Demographic Information

2008-2014, Texas  
**Death Rates per 100,000 Population**  
 Firearm, Homicide, All Races, All Ethnicities, Both Sexes, All Ages  
 Annualized Crude Rate for Texas: 3.62

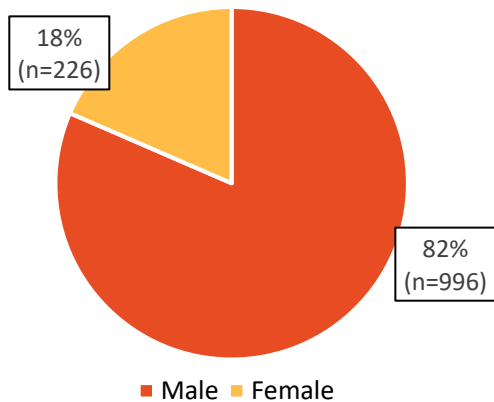


Suppressed/Unstable/Undefined    
 0.00-0.51    
 0.52-2.38  
 2.39-3.74    
 3.75-15.39

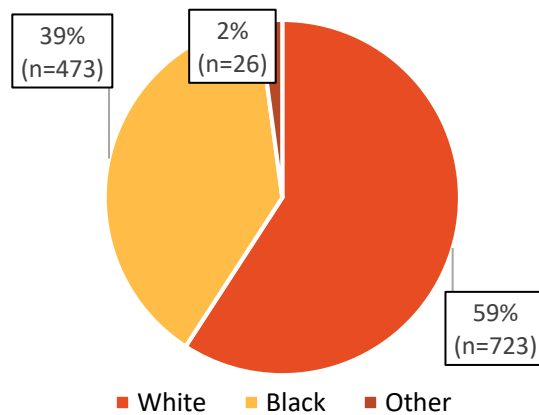
Reports for All Ages include those of unknown age.  
 \* Rates based on 20 or fewer deaths may be unstable. These rates are suppressed for counties (see legend above); such rates in the title have an asterisk.

Produced by: the Statistics, Programming & Economics Branch, National Center for Injury Prevention & Control, CDC  
 Data Sources: NCES National Vital Statistics System for numbers of deaths; US Census Bureau for population estimates.

**Firearm Homicide Deaths in Texas, 2016, by sex**



**Firearm Homicide Deaths in Texas, 2016, by race**



**Source:** National Center for Injury Prevention and Control, CDC. United States and Texas Homicide Deaths and Rates per 100,000. Fatal Injury Reports, 1999-2015. Retrieved June 18, 2018, from <http://www.cdc.gov/injury/wisqars/fatal.html>

**Note:** The most recently available CDC data is 2016; as such, 2016 data is used where appropriate.