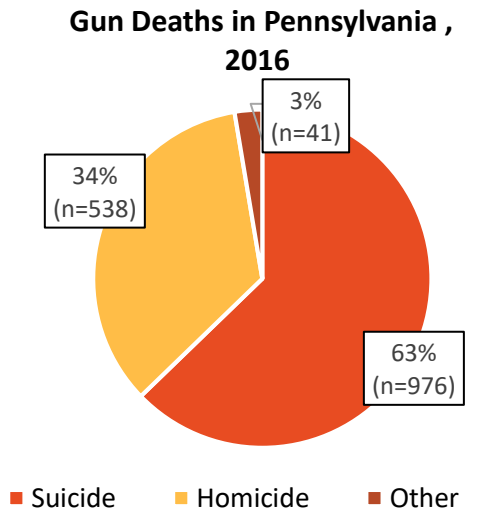
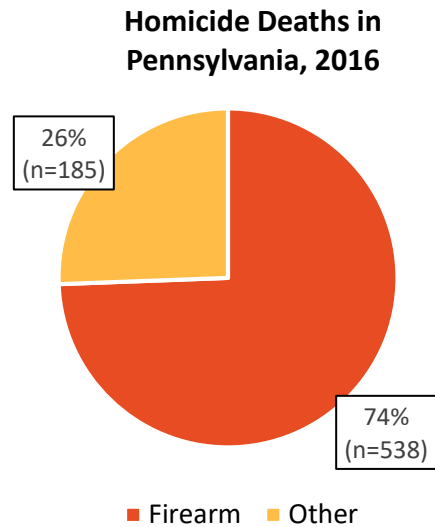


Firearm Homicide in Pennsylvania

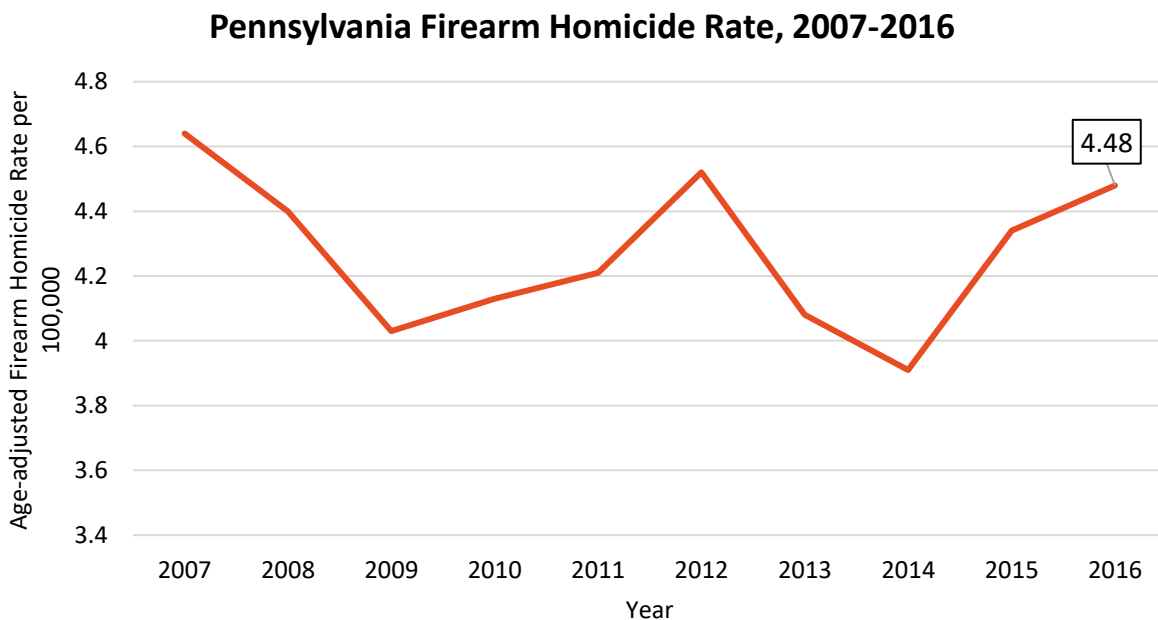
- One-third of all gun deaths (34%) in Pennsylvania are homicides.
- The majority of homicides (74%) in Pennsylvania are committed with firearms.
- The firearm homicide rate has increased 15% over the last two years.
- 88% of firearm homicide victims are male; and 77% are Black.



Total Gun Deaths in 2016: 1,555

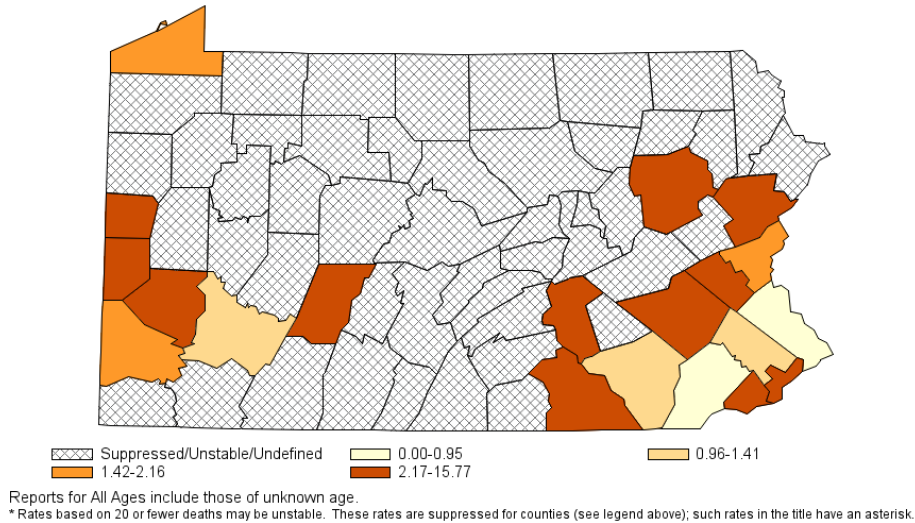


Total Homicide Deaths in 2016: 723



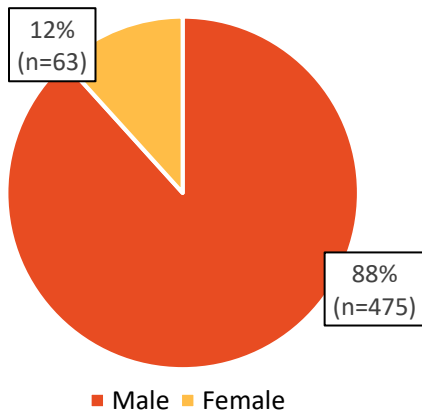
Firearm Homicide in Pennsylvania – Demographic Information

2008-2014, Pennsylvania
Death Rates per 100,000 Population
 Firearm, Homicide, All Races, All Ethnicities, Both Sexes, All Ages
 Annualized Crude Rate for Pennsylvania: 3.95

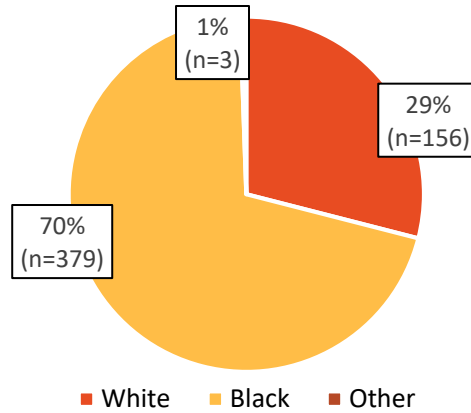


Produced by: the Statistics, Programming & Economics Branch, National Center for Injury Prevention & Control, CDC
 Data Sources: NCES National Vital Statistics System for numbers of deaths; US Census Bureau for population estimates.

Firearm Homicide Deaths in Pennsylvania, 2016, by sex



Firearm Homicide Deaths in Pennsylvania, 2016, by race



Source: National Center for Injury Prevention and Control, CDC. United States and Pennsylvania Homicide Deaths and Rates per 100,000. Fatal Injury Reports, 1999-2015. Retrieved June 19, 2018, from <http://www.cdc.gov/injury/wisqars/fatal.html>

Note: The most recently available CDC data is 2016; as such, 2016 data is used where appropriate.