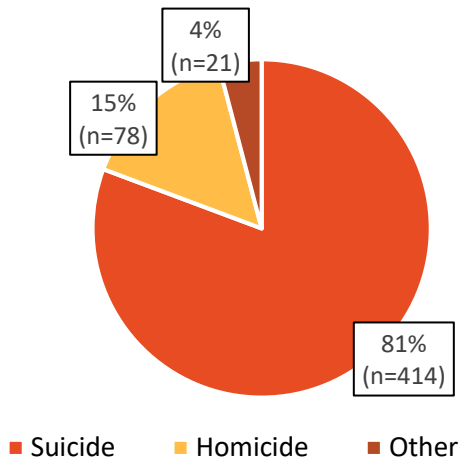


Firearm Homicide in Oregon

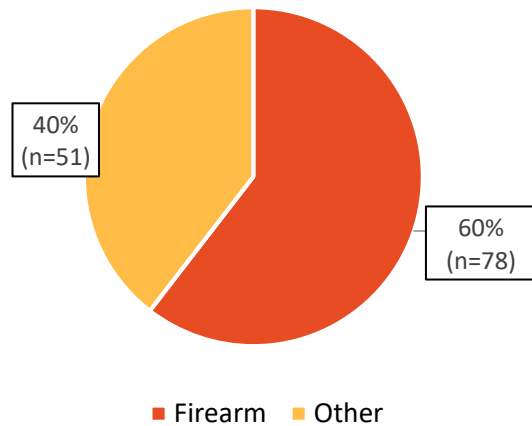
- About one in seven gun deaths (15%) in Oregon are homicides.
- Three out of every five homicides (60%) in Oregon are committed with firearms.
- The firearm homicide rate in Oregon has increased 71% over the last decade.
- 79% of firearm homicide victims are male; and 87% are White.

Gun Deaths in Oregon, 2016



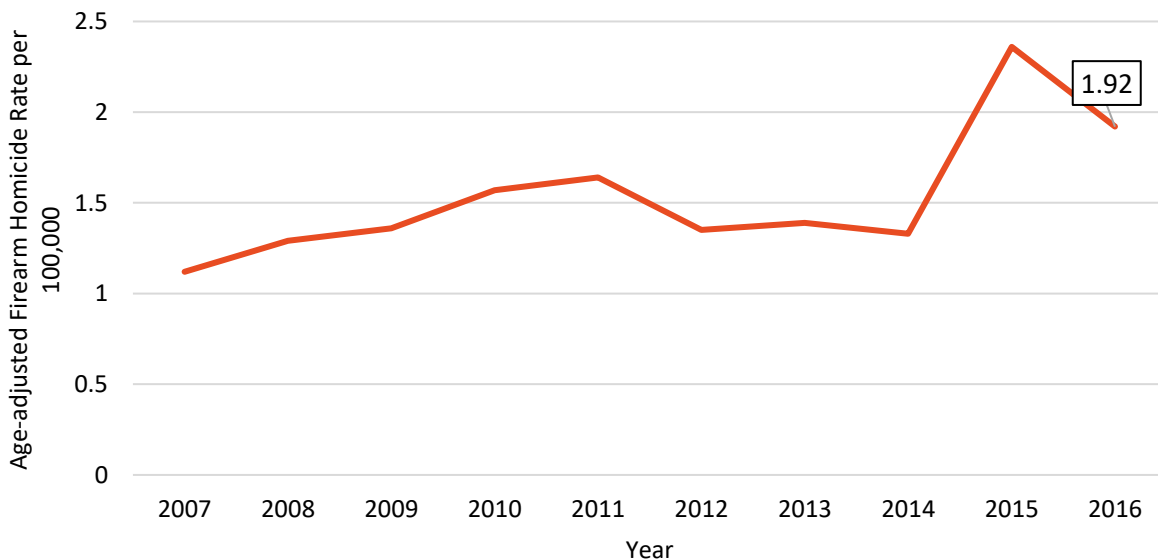
Total Gun Deaths in 2016: 513

Homicide Deaths in Oregon, 2016



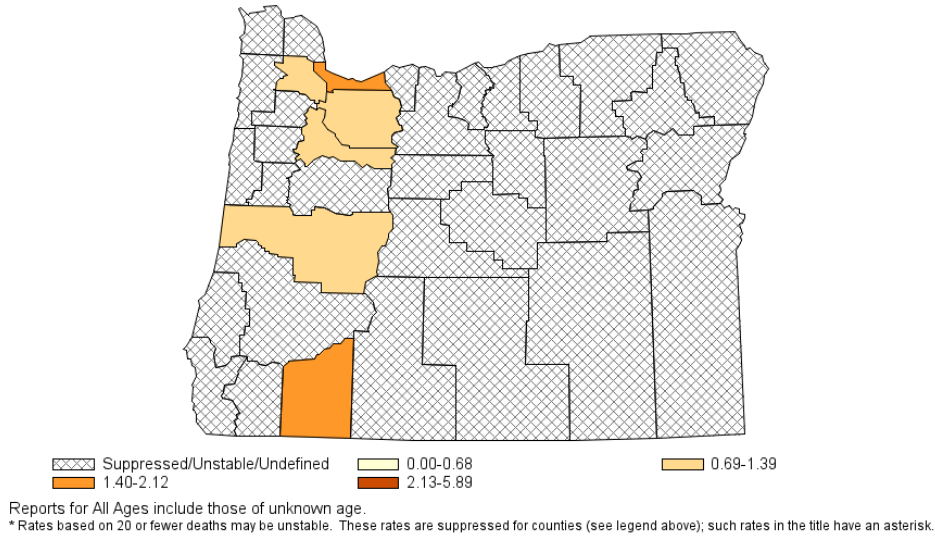
Total Homicide Deaths in 2016: 129

Oregon Firearm Homicide Rate, 2007-2016



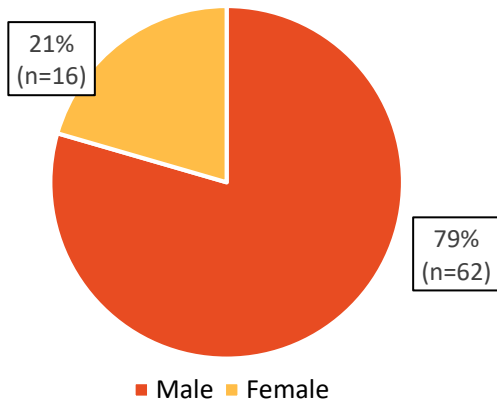
Firearm Homicide in Oregon– Demographic Information

2008-2014, Oregon
Death Rates per 100,000 Population
Firearm, Homicide, All Races, All Ethnicities, Both Sexes, All Ages
Annualized Crude Rate for Oregon: 1.43

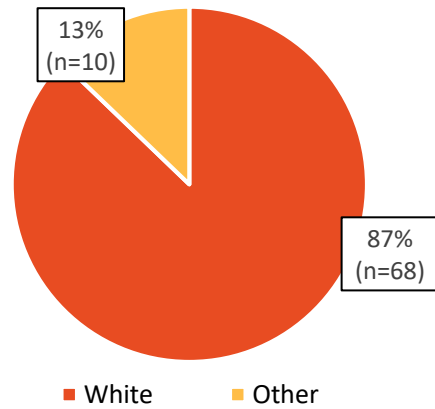


Produced by: the Statistics, Programming & Economics Branch, National Center for Injury Prevention & Control, CDC
Data Sources: NCES National Vital Statistics System for numbers of deaths; US Census Bureau for population estimates.

Firearm Homicide Deaths in
Oregon, 2016, by sex



Firearm Homicide Deaths in
Oregon, 2016, by race



Source: National Center for Injury Prevention and Control, CDC. United States and Oregon Homicide Deaths and Rates per 100,000. Fatal Injury Reports, 1999-2015. Retrieved June 22, 2018, from <http://www.cdc.gov/injury/wisqars/fatal.html>

Note: The most recently available CDC data is 2016; as such, 2016 data is used where appropriate.