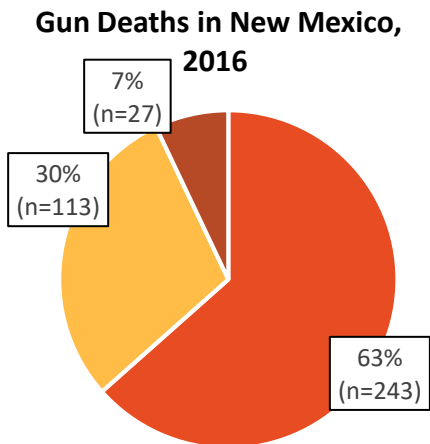


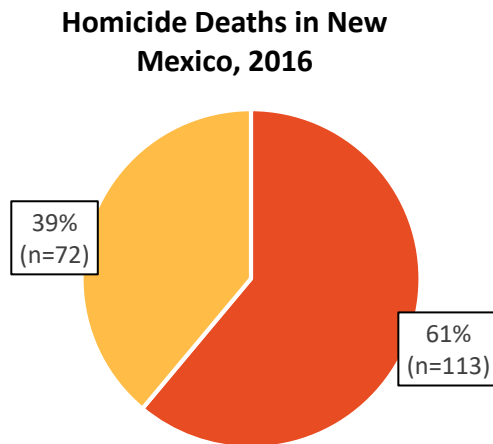
Firearm Homicide in New Mexico

- Three out of every ten gun deaths (30%) in New Mexico are homicides.
- Three out of every five homicides (61%) in New Mexico are committed with firearms.
- The firearm homicide rate in New Mexico has increased 43% over the last decade.
- 73% of firearm homicide victims are male; and 78% are White.



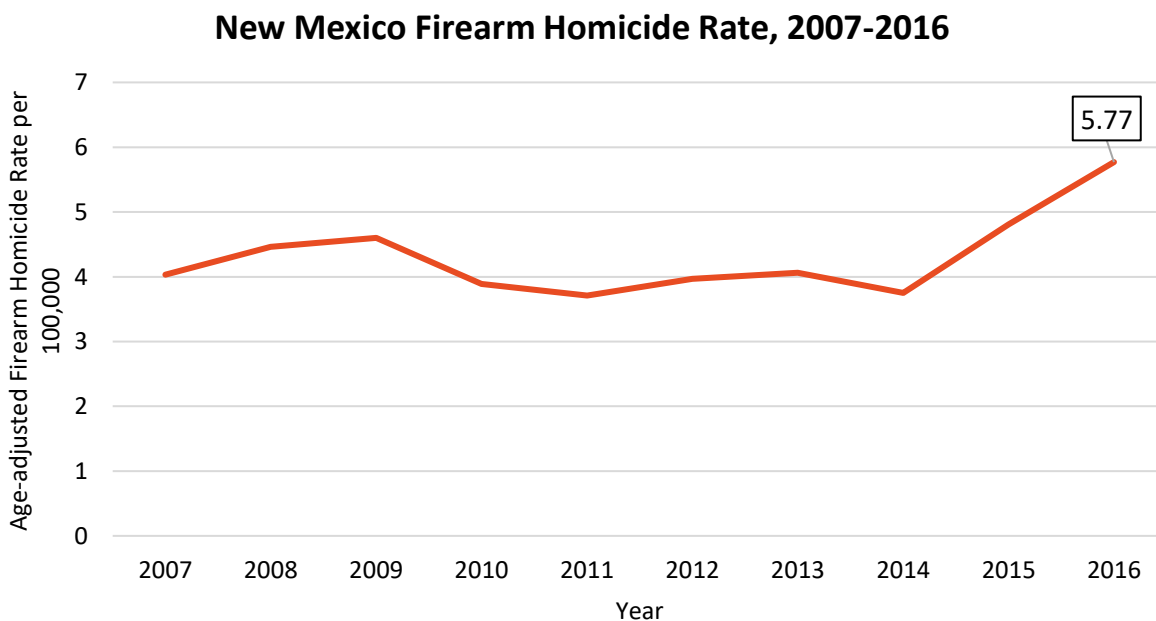
■ Suicide ■ Homicide ■ Other

Total Gun Deaths in 2016: 383



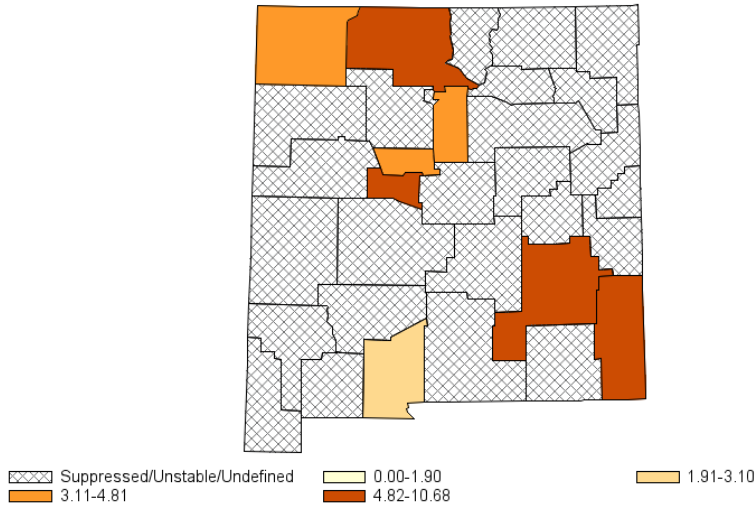
■ Firearm ■ Other

Total Homicide Deaths in 2016: 185



Firearm Homicide in New Mexico – Demographic Information

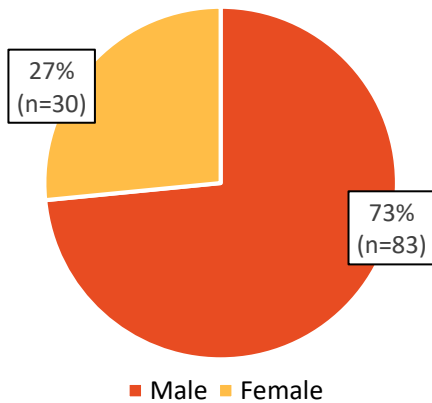
2008-2014, New Mexico
Death Rates per 100,000 Population
 Firearm, Homicide, All Races, All Ethnicities, Both Sexes, All Ages
 Annualized Crude Rate for New Mexico: 3.91



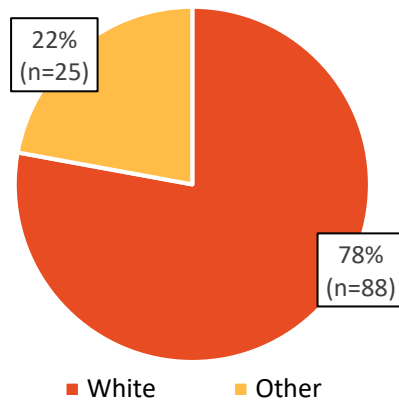
Reports for All Ages include those of unknown age.
 * Rates based on 20 or fewer deaths may be unstable. These rates are suppressed for counties (see legend above); such rates in the title have an asterisk.

Produced by: the Statistics, Programming & Economics Branch, National Center for Injury Prevention & Control, CDC
 Data Sources: NCES National Vital Statistics System for numbers of deaths; US Census Bureau for population estimates.

Firearm Homicide Deaths in New Mexico, 2016, by sex



Firearm Homicide Deaths in New Mexico, 2016, by race



Source: National Center for Injury Prevention and Control, CDC. United States and New Mexico Homicide Deaths and Rates per 100,000. Fatal Injury Reports, 1999-2015. Retrieved June 21, 2018, from <http://www.cdc.gov/injury/wisqars/fatal.html>

Note: The most recently available CDC data is 2016; as such, 2016 data is used where appropriate.