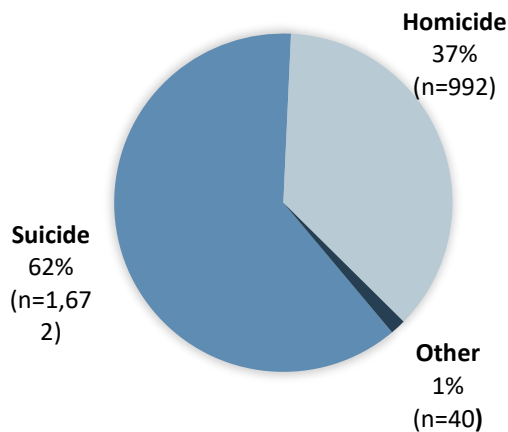


FIREARM HOMICIDE IN FLORIDA

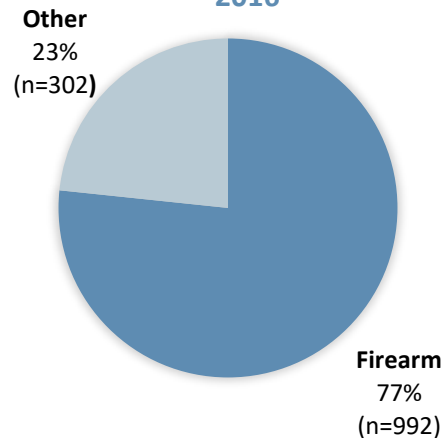
- More than one-third of all gun deaths (37%) in Florida are homicides.
- The majority of homicides (77%) in Florida are committed with firearms.
- Florida’s firearm homicide rate has been consistently higher than the national rate.
- Eighty-three percent of firearm homicide victims are male; and 58% are Black.

GUN DEATHS IN FLORIDA, 2016



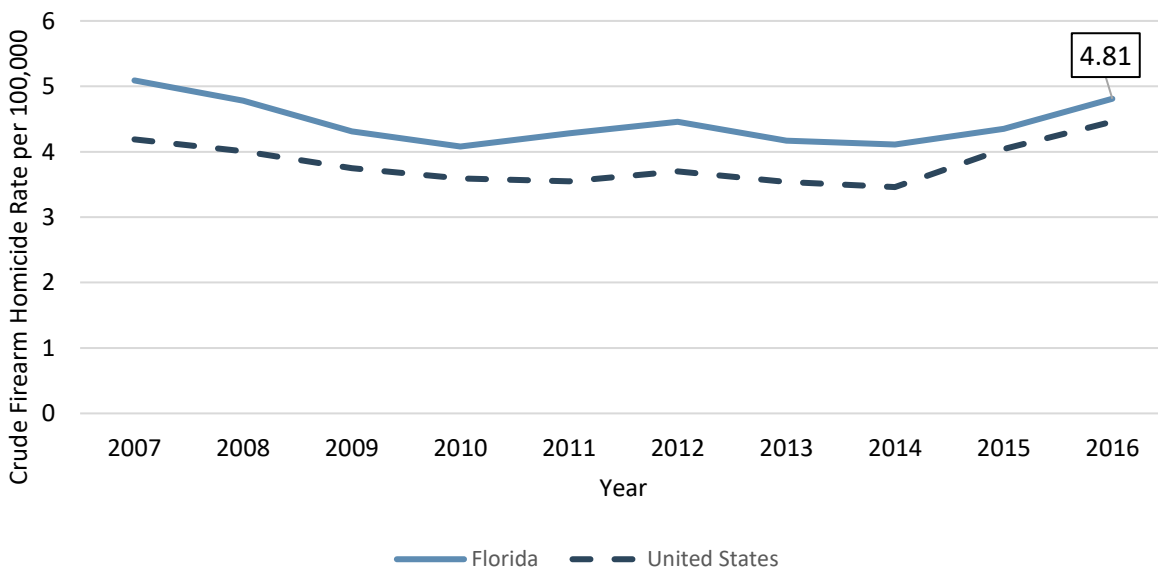
Total Gun Deaths in 2016: 2,704

HOMICIDE DEATHS IN FLORIDA, 2016



Total Homicide Deaths in 2016: 1,294

FLORIDA FIREARM HOMICIDE RATE, 2007-2016

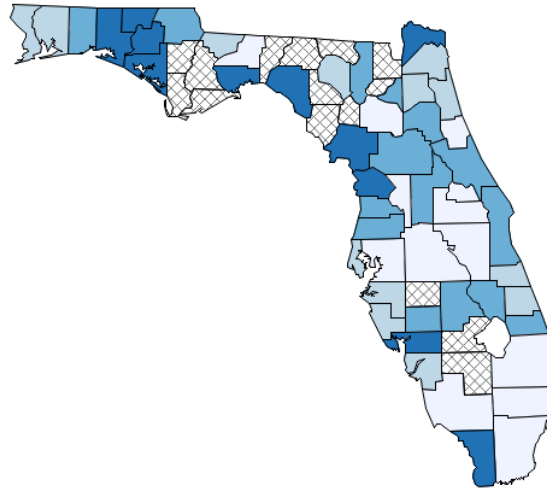


FIREARM HOMICIDE IN FLORIDA – DEMOGRAPHIC INFORMATION

2008-2014, Florida

Death Rates per 100,000 Population

Firearm, Suicide, All Races, All Ethnicities, Both Sexes, All Ages
Annualized Crude Rate for Florida: 7.81

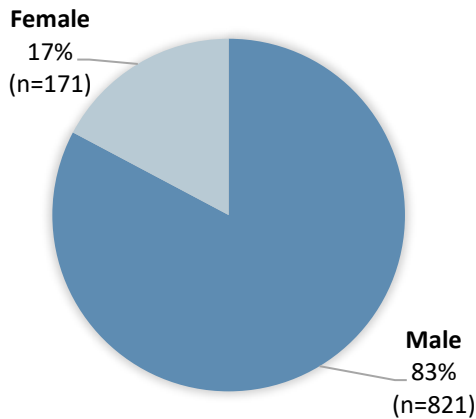


Reports for All Ages include those of unknown age.

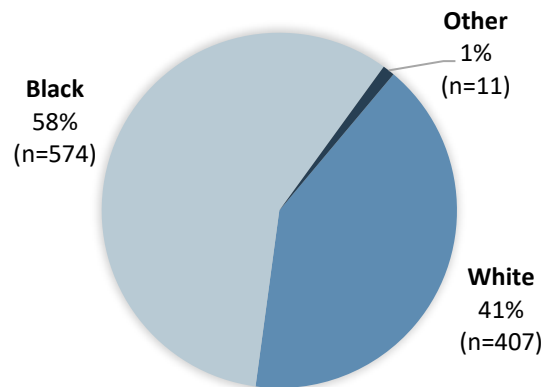
* Rates based on 20 or fewer deaths may be unstable. These rates are suppressed for counties (see legend above); such rates in the title have an asterisk.

Produced by: the Statistics, Programming & Economics Branch, National Center for Injury Prevention & Control, CDC
Data Sources: NCES National Vital Statistics System for numbers of deaths; US Census Bureau for population estimates.

FIREARM HOMICIDE DEATHS IN FLORIDA, 2016, BY SEX



FIREARM HOMICIDE DEATHS IN FLORIDA, 2016, BY RACE



Source: National Center for Injury Prevention and Control, CDC. United States and Florida Homicide Deaths and Rates per 100,000. Fatal Injury Reports, 1999-2016. Retrieved March 13, 2018, from <http://www.cdc.gov/injury/wisqars/fatal.html>

Note: The most recently available CDC data is 2016; as such, 2016 data is used where appropriate.