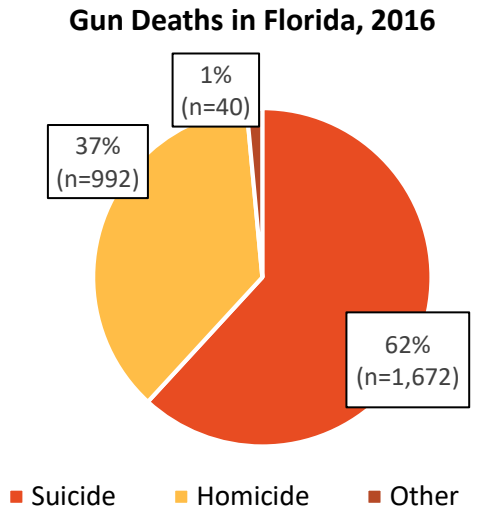
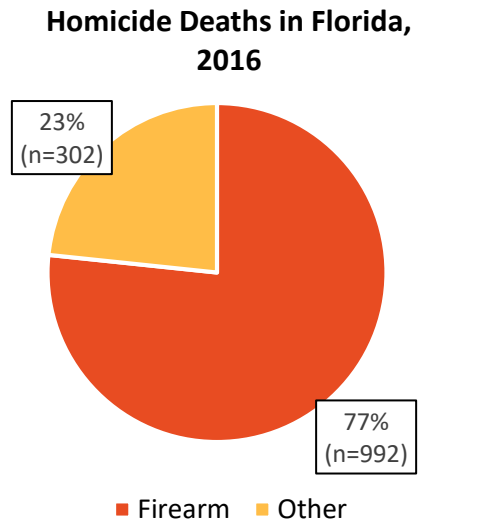


## Firearm Homicide in Florida

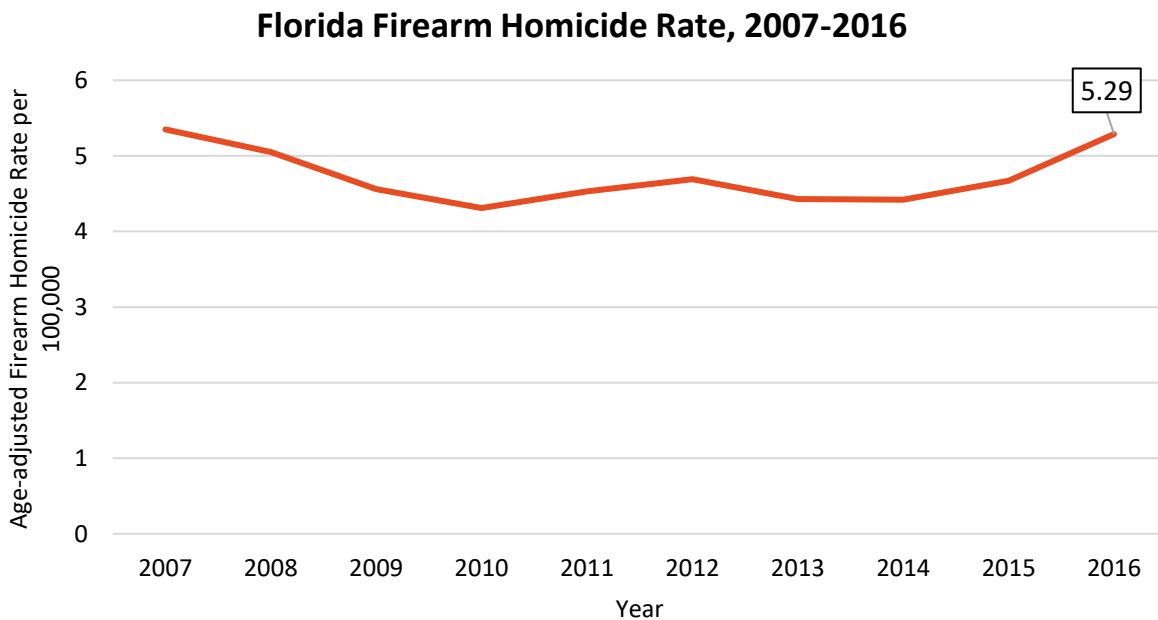
- More than one-third of all gun deaths (37%) in Florida are homicides.
- The majority of homicides (77%) in Florida are committed with firearms.
- 83% of firearm homicide victims are male; and 58% are Black.



Total Gun Deaths in 2016: 2,704

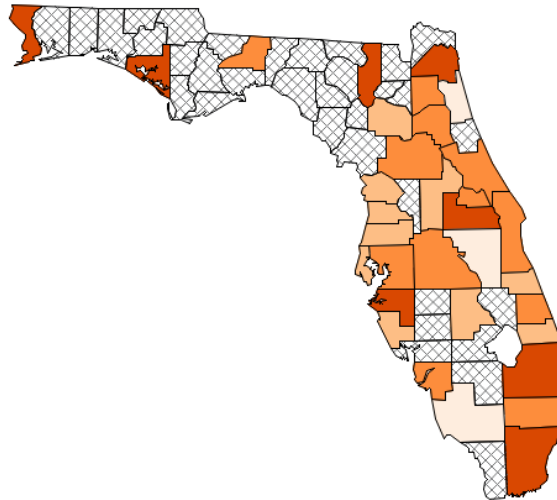


Total Homicide Deaths in 2016: 1,294



## Firearm Homicide in Florida – Demographic Information

2008-2014, Florida  
**Death Rates per 100,000 Population**  
 Firearm, Homicide, All Races, All Ethnicities, Both Sexes, All Ages  
 Annualized Crude Rate for Florida: 4.31

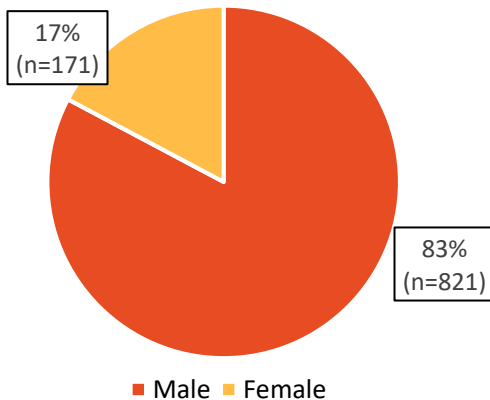


Suppressed/Unstable/Undefined  
 3.07-4.56  
 4.57-9.76  
 0.00-2.05  
 2.06-3.06

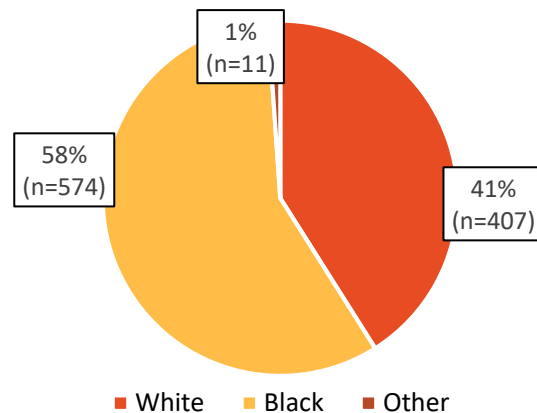
Reports for All Ages include those of unknown age.  
 \* Rates based on 20 or fewer deaths may be unstable. These rates are suppressed for counties (see legend above); such rates in the title have an asterisk.

Produced by: the Statistics, Programming & Economics Branch, National Center for Injury Prevention & Control, CDC  
 Data Sources: NCES National Vital Statistics System for numbers of deaths; US Census Bureau for population estimates.

**Firearm Homicide Deaths in  
Florida, 2016, by sex**



**Firearm Homicide Deaths in  
Florida, 2016, by race**



**Source:** National Center for Injury Prevention and Control, CDC. United States and Florida Homicide Deaths and Rates per 100,000. Fatal Injury Reports, 1999-2016. Retrieved March 13, 2018, from <http://www.cdc.gov/injury/wisqars/fatal.html>

**Note:** The most recently available CDC data is 2016; as such, 2016 data is used where appropriate.