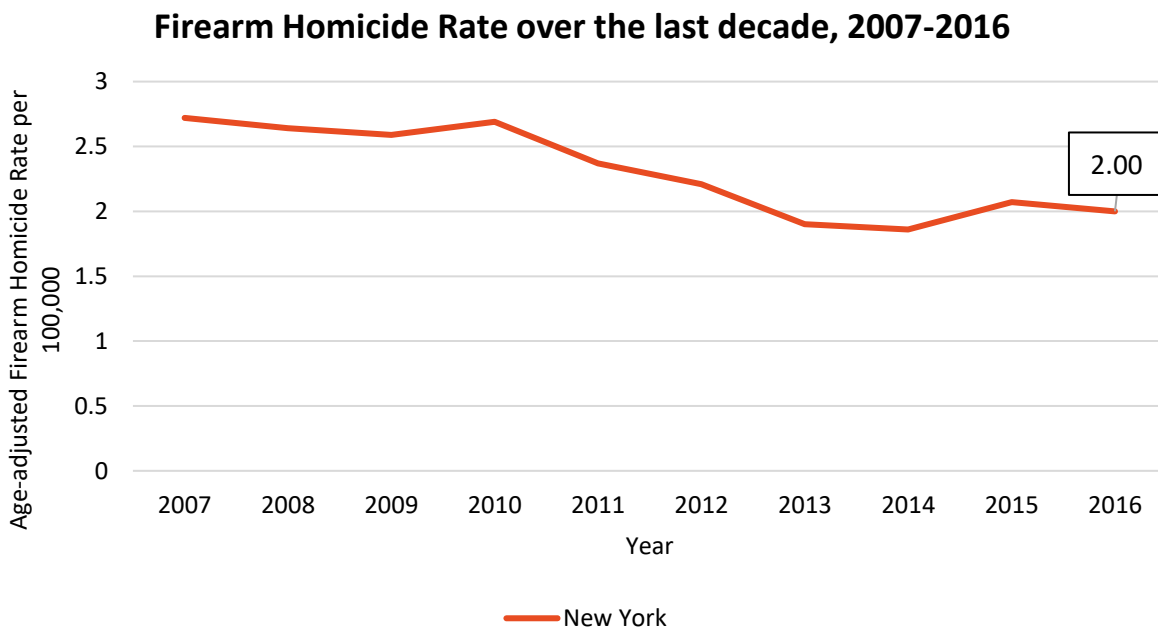
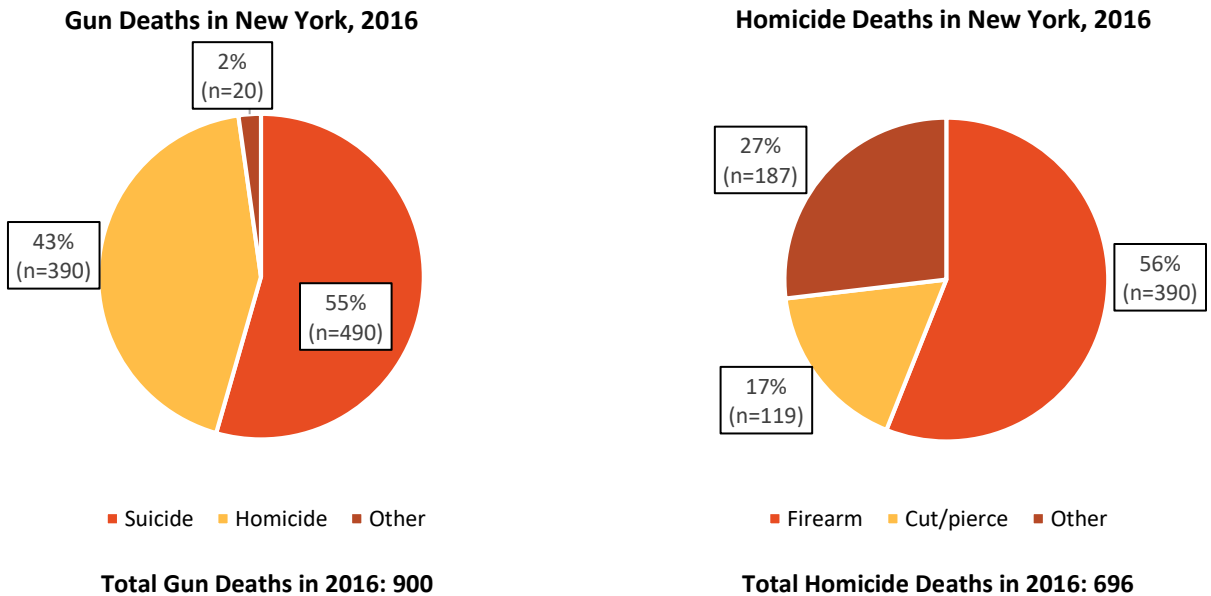


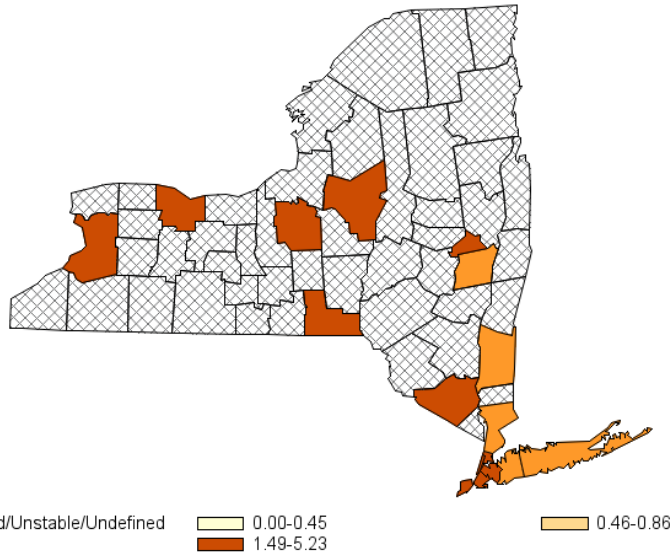
Firearm Homicide in New York

- More than 4 of every 10 gun deaths in New York are homicides.
- The majority of homicides (56%) in New York are committed with firearms.
- 88% of firearm homicide victims are male, 32% are White, and 67% are Black.



Firearm Homicide in New York – Demographic Information

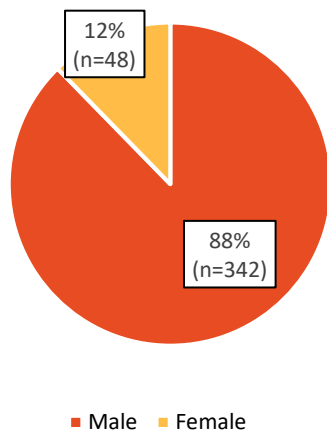
2008-2014, New York
Death Rates per 100,000 Population
 Firearm, Homicide, All Races, All Ethnicities, Both Sexes, All Ages
 Annualized Crude Rate for New York: 2.34



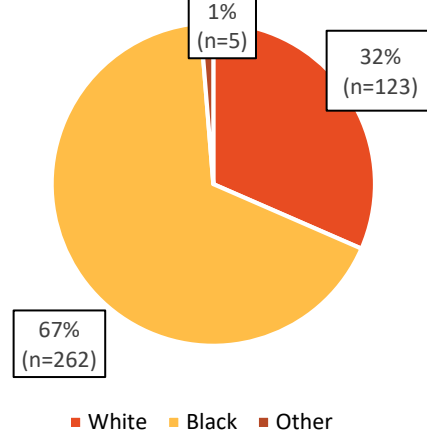
Reports for All Ages include those of unknown age.
 * Rates based on 20 or fewer deaths may be unstable. These rates are suppressed for counties (see legend above); such rates in the title have an asterisk.

Produced by: the Statistics, Programming & Economics Branch, National Center for Injury Prevention & Control, CDC
 Data Sources: NCEHS National Vital Statistics System for numbers of deaths; US Census Bureau for population estimates.

Firearm Homicide Deaths in New York, 2016, by sex



Firearm Homicide Deaths in New York, 2016, by race



Source: National Center for Injury Prevention and Control, CDC. New York Homicide Deaths and Rates per 100,000. Fatal Injury Reports, 1999-2016. Retrieved January 30, 2018, from <http://www.cdc.gov/injury/wisqars/fatal.html>

Note: The most recently available CDC data is 2016; as such, 2016 data is used where appropriate.