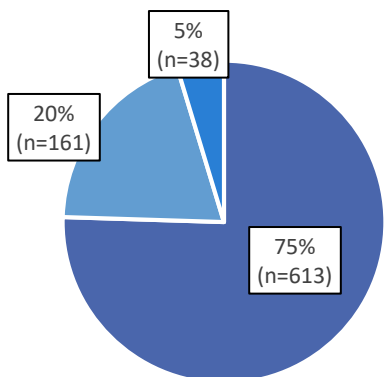


Firearm Suicide in Colorado

- Three-quarters of all gun deaths in Colorado are suicides.
- Firearm is the most lethal mean of suicide, and 52% of all suicides are by firearm in Colorado.
- The firearm suicide rate in Colorado has been consistently higher than the national rate and has increased over the last decade.
- 86% of people who die by firearm suicide in Colorado are male, and 95% are White.

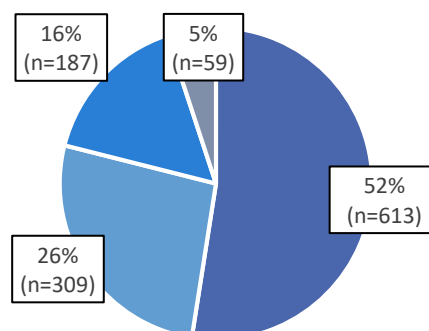
Gun Deaths in Colorado, 2016



■ Suicide ■ Homicide ■ Other

Total Gun Deaths in 2016: 812

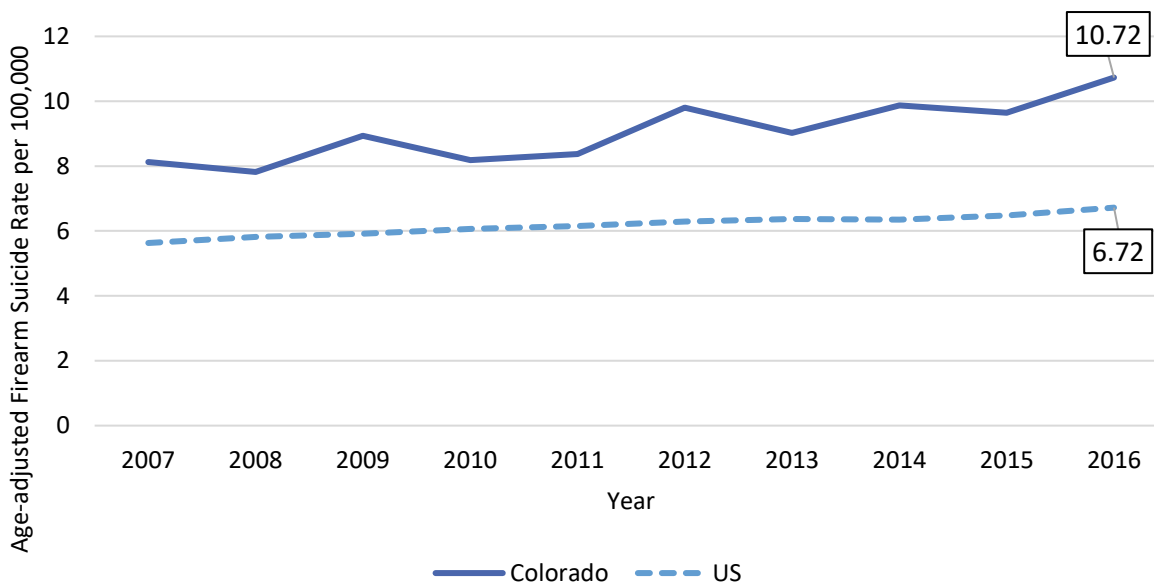
Suicide Deaths in Colorado, 2016



■ Firearm ■ Suffocation ■ Poisoning ■ Other

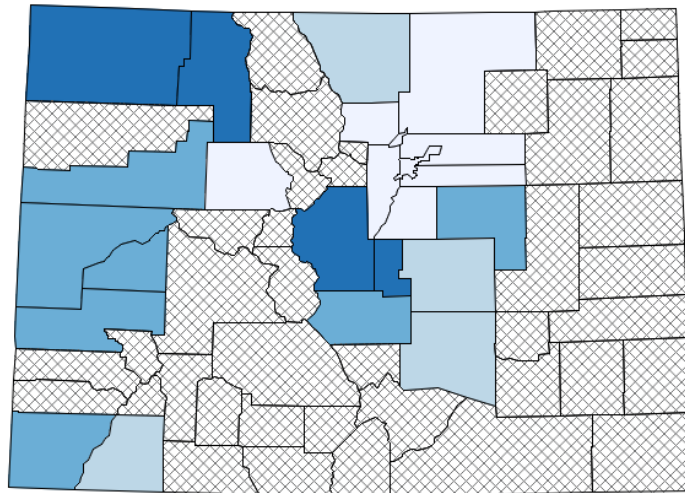
Total Suicide Deaths in 2016: 1,168

Firearm Suicide Rate over the last decade, 2007-2016



Firearm Suicide in Colorado – Demographic Information

2008-2014, Colorado
Death Rates per 100,000 Population
 Firearm, Suicide, All Races, All Ethnicities, Both Sexes, All Ages
 Annualized Crude Rate for Colorado: 9.13

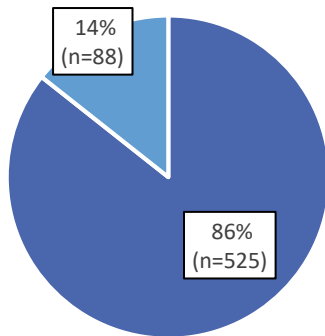


Suppressed/Unstable/Undefined
 0.00-9.13
 9.14-12.42
 12.43-17.96
 17.97-28.16

Reports for All Ages include those of unknown age.
 * Rates based on 20 or fewer deaths may be unstable. These rates are suppressed for counties (see legend above); such rates in the title have an asterisk.

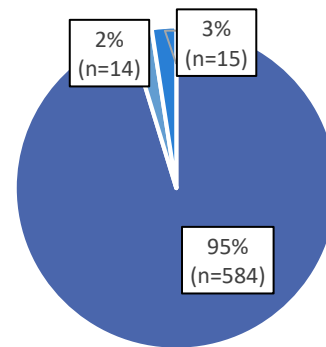
Produced by: the Statistics, Programming & Economics Branch, National Center for Injury Prevention & Control, CDC
 Data Sources: NCES National Vital Statistics System for numbers of deaths; US Census Bureau for population estimates.

Firearm Suicide Deaths in Colorado, 2016, by sex



■ Male ■ Female

Firearm Suicide Deaths in Colorado, 2016, by race



■ White ■ Black ■ Other

Source: National Center for Injury Prevention and Control, CDC. United States and Colorado Suicide Deaths and Rates per 100,000. Fatal Injury Reports, 1999-2016. Retrieved January 25, 2018, from <http://www.cdc.gov/injury/wisqars/fatal.html>

Note: The most recently available CDC data is 2016; as such, 2016 data is used where appropriate.