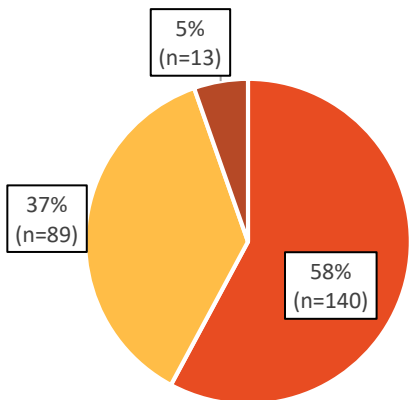


Firearm Homicide in Massachusetts

- More than a third of gun deaths in Massachusetts are homicides.
- The majority of homicides (65%) in Massachusetts are committed with firearms.
- 92% of firearm homicide victims are male, 51% are White, and 49% are Black.

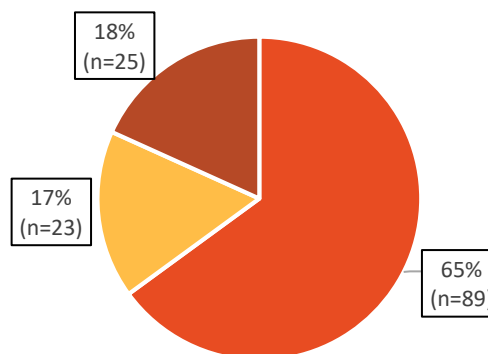
Gun Deaths in Massachusetts, 2016



■ Suicide ■ Homicide ■ Other

Total Gun Deaths in 2016: 242

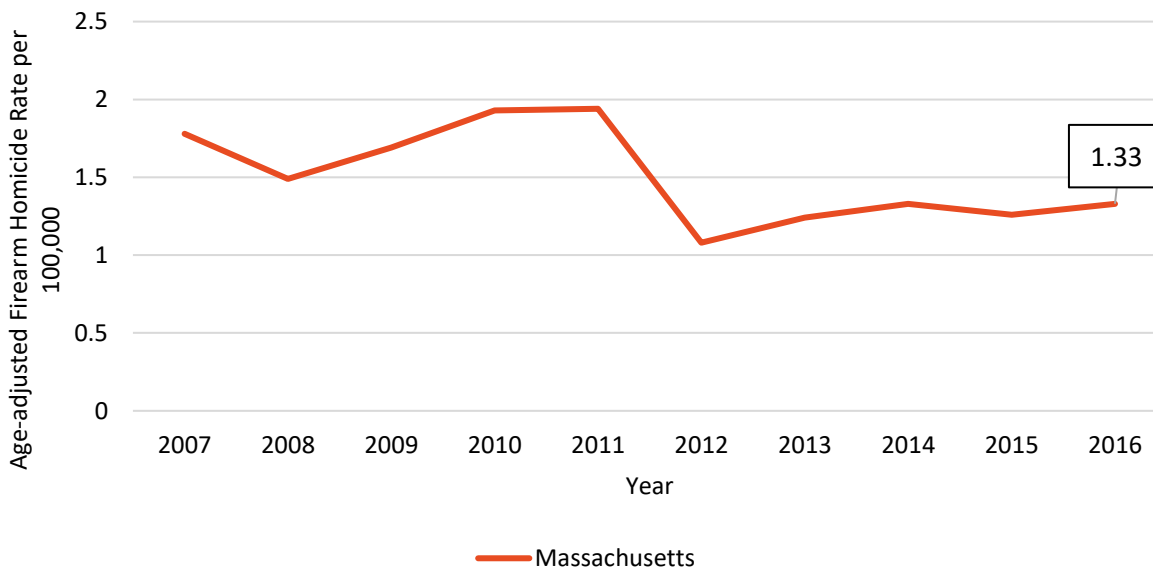
Homicide Deaths in Massachusetts, 2016



■ Firearm ■ Cut/pierce ■ Other

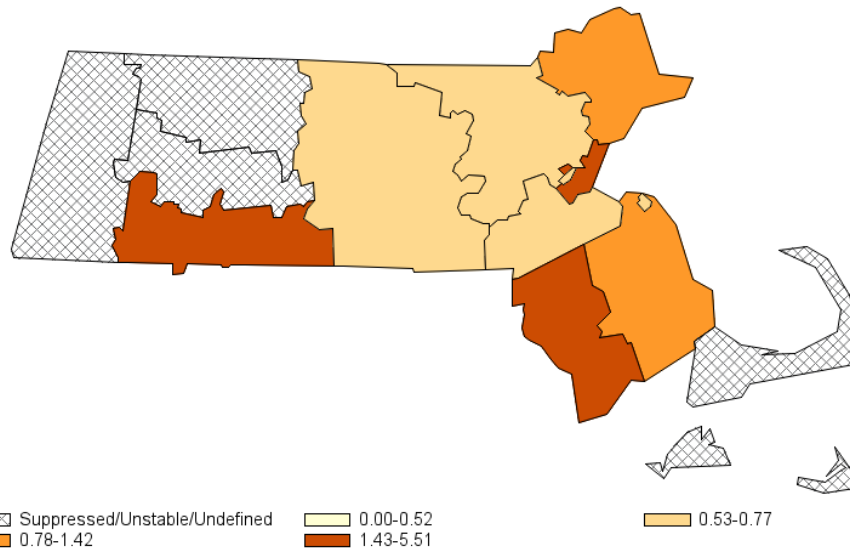
Total Homicide Deaths in 2016: 137

Firearm Homicide Rate over the last decade, 2007-2016



Firearm Homicide in Massachusetts – Demographic Information

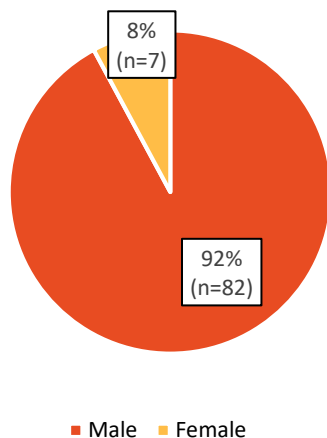
2008-2014, Massachusetts
Death Rates per 100,000 Population
 Firearm, Homicide, All Races, All Ethnicities, Both Sexes, All Ages
 Annualized Crude Rate for Massachusetts: 1.48



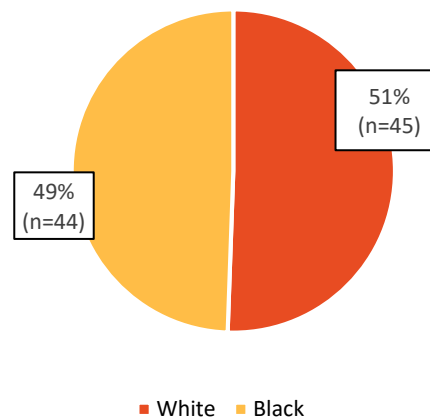
Reports for All Ages include those of unknown age.
 * Rates based on 20 or fewer deaths may be unstable. These rates are suppressed for counties (see legend above); such rates in the title have an asterisk.

Produced by: the Statistics, Programming & Economics Branch, National Center for Injury Prevention & Control, CDC
 Data Sources: NCHS National Vital Statistics System for numbers of deaths; US Census Bureau for population estimates.

Firearm Homicide Deaths in Massachusetts, 2016, by sex



Firearm Homicide Deaths in Massachusetts, 2016, by race



Source: National Center for Injury Prevention and Control, CDC. Massachusetts Homicide Deaths and Rates per 100,000. Fatal Injury Reports, 1999-2016. Retrieved January 30, 2018, from <http://www.cdc.gov/injury/wisqars/fatal.html>

Note: The most recently available CDC data is 2016; as such, 2016 data is used where appropriate.