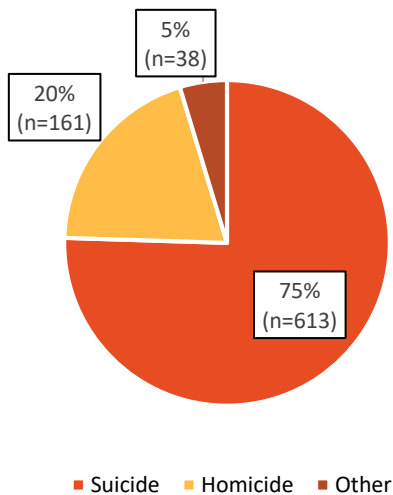


Firearm Homicide in Colorado

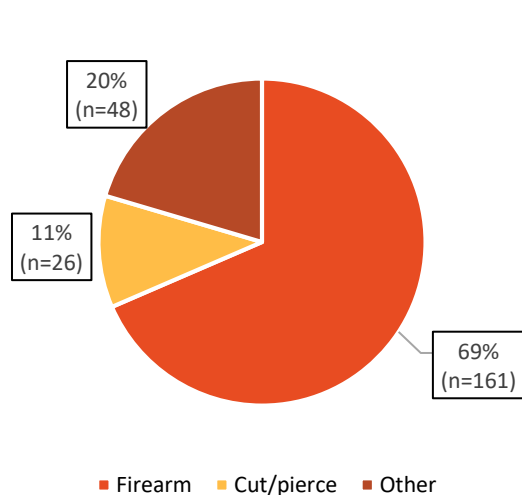
- One of every 5 gun deaths in Colorado is a homicide.
- The majority of homicides (69%) in Colorado are committed with firearms.
- The firearm homicide rate in Colorado has been increasing since 2014 and is currently the highest it has been in the last decade.
- 79% of firearm homicide victims are male, and 75% are White.

Gun Deaths in Colorado, 2016



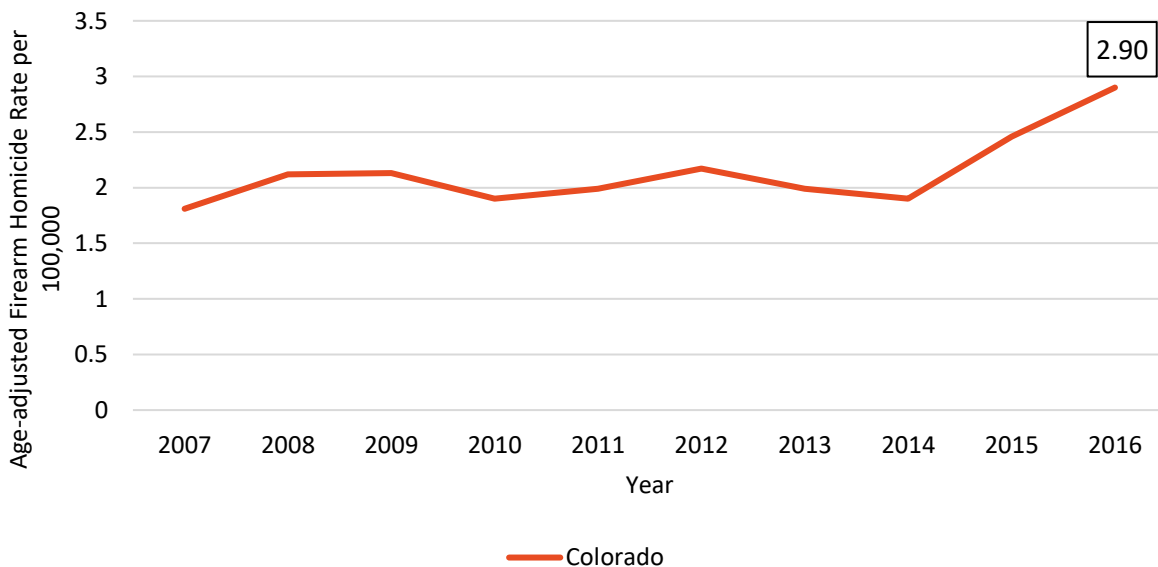
Total Gun Deaths in 2016: 812

Homicide Deaths in Colorado, 2016



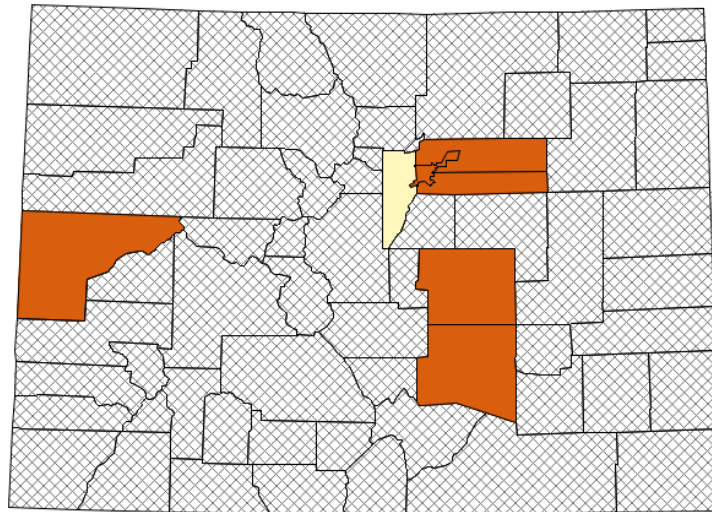
Total Homicide Deaths in 2016: 235

Firearm Homicide Rate over the last decade, 2007-2016



Firearm Homicide in Colorado – Demographic Information

2008-2014, Colorado
Death Rates per 100,000 Population
 Firearm, Homicide, All Races, All Ethnicities, Both Sexes, All Ages
 Annualized Crude Rate for Colorado: 2.06



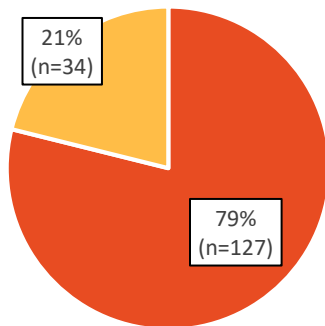
Suppressed/Unstable/Undefined
 0.00-1.24
 1.25-15.28

Reports for All Ages include those of unknown age.

* Rates based on 20 or fewer deaths may be unstable. These rates are suppressed for counties (see legend above); such rates in the title have an asterisk.

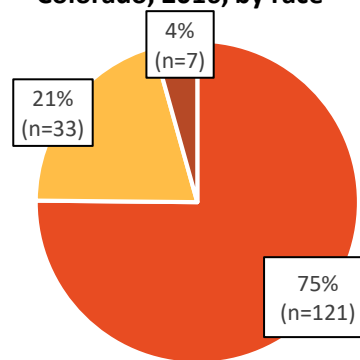
Produced by: the Statistics, Programming & Economics Branch, National Center for Injury Prevention & Control, CDC
 Data Sources: NCES National Vital Statistics System for numbers of deaths; US Census Bureau for population estimates.

Firearm Homicide Deaths in Colorado, 2016, by sex



■ Male ■ Female

Firearm Homicide Deaths in Colorado, 2016, by race



■ White ■ Black ■ Other

Source: National Center for Injury Prevention and Control, CDC. Colorado Homicide Deaths and Rates per 100,000. Fatal Injury Reports, 1999-2016. Retrieved January 25, 2018, from <http://www.cdc.gov/injury/wisqars/fatal.html>

Note: The most recently available CDC data is 2016; as such, 2016 data is used where appropriate.