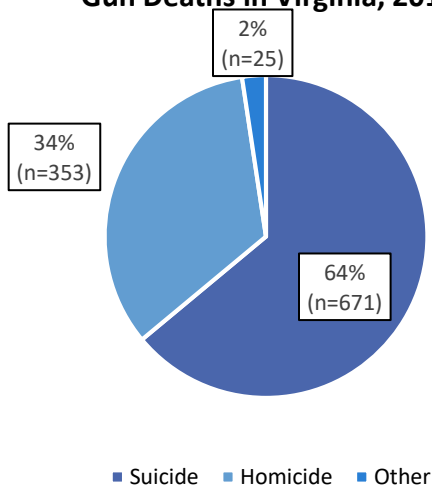


Firearm Suicide in Virginia

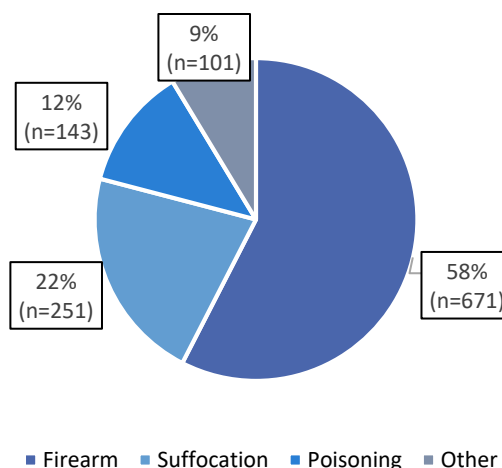
- Nearly two-thirds of gun deaths in Virginia are suicides.
- The majority of suicides (58%) in Virginia are by firearm.
- The firearm suicide rate in Virginia has been consistently higher than the national rate over the last decade (2007-2016).
- Eighty-five percent of people who die by firearm suicide are male; and 88% are White.

Gun Deaths in Virginia, 2016



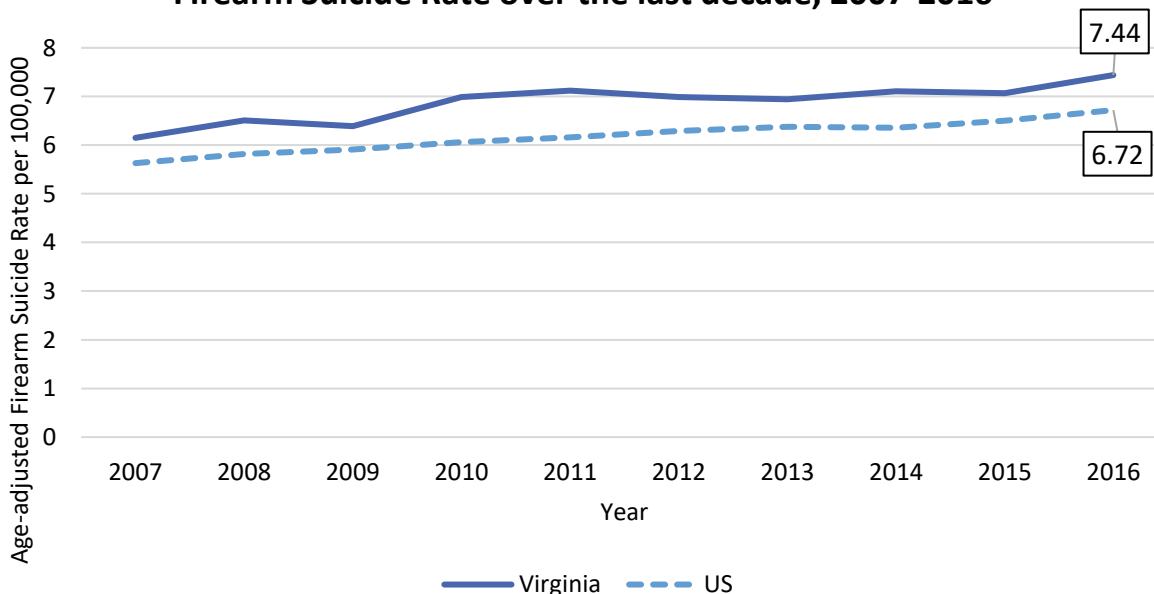
Total Gun Deaths in 2016: 1,049

Suicide Deaths in Virginia, 2016



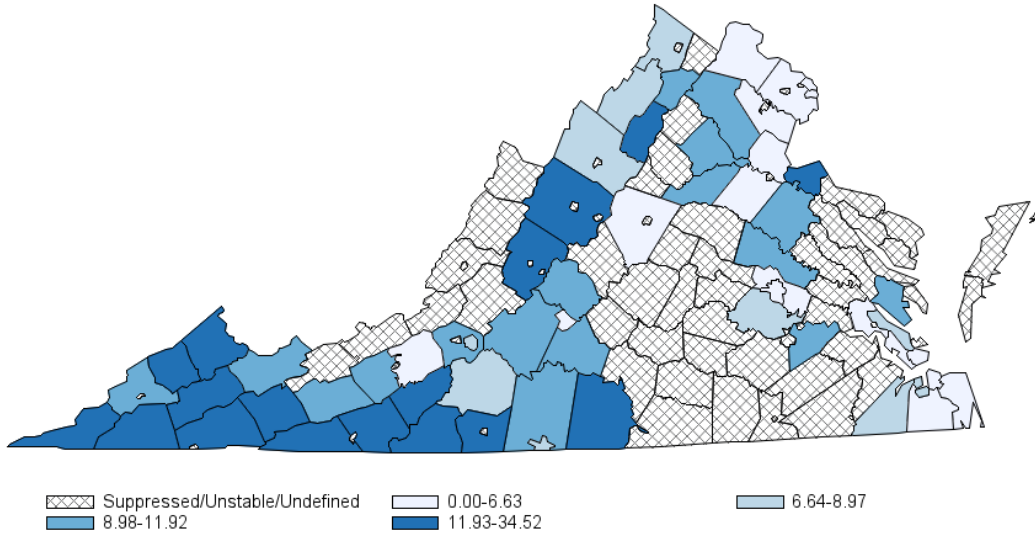
Total Suicide Deaths in 2016: 1,166

Firearm Suicide Rate over the last decade, 2007-2016



Firearm Suicide in Virginia – Demographic Information

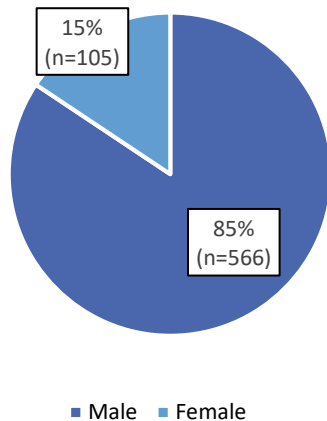
2008-2014, Virginia
Death Rates per 100,000 Population
 Firearm, Suicide, All Races, All Ethnicities, Both Sexes, All Ages
 Annualized Crude Rate for Virginia: 7.14



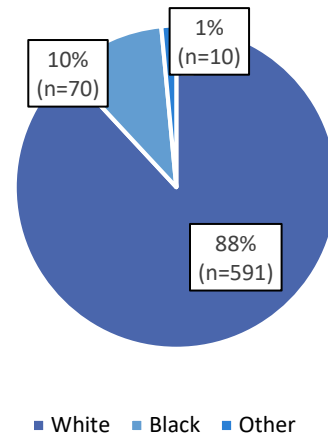
Reports for All Ages include those of unknown age.
 * Rates based on 20 or fewer deaths may be unstable. These rates are suppressed for counties (see legend above); such rates in the title have an asterisk.

Produced by: the Statistics, Programming & Economics Branch, National Center for Injury Prevention & Control, CDC
 Data Sources: NCES National Vital Statistics System for numbers of deaths; US Census Bureau for population estimates.

Firearm Suicide Deaths in Virginia, 2016, by sex



Firearm Suicide Deaths in Virginia, 2016, by race



Source: National Center for Injury Prevention and Control, CDC. United States and Virginia Suicide Deaths and Rates per 100,000. Fatal Injury Reports, 1999-2016. Retrieved May 11, 2017, from <http://www.cdc.gov/injury/wisqars/fatal.html>

Note: The most recently available CDC data is 2016; as such, 2016 data is used where appropriate.