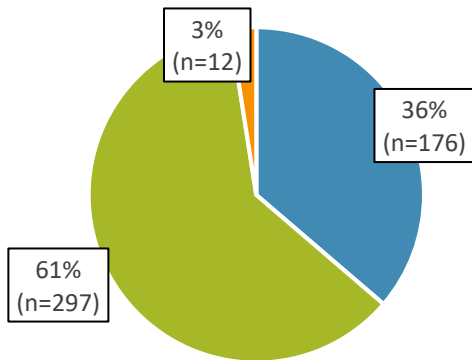


Firearm Suicide in New Jersey

- More than one-third (36%) of all gun deaths in New Jersey are suicides.
- Approximately one-quarter of suicides (26%) in New Jersey are by firearm.
- The firearm suicide rate in New Jersey has remained fairly constant over the last decade.
- 94% of people who die by firearm suicide in New Jersey are male; and 90% are White.

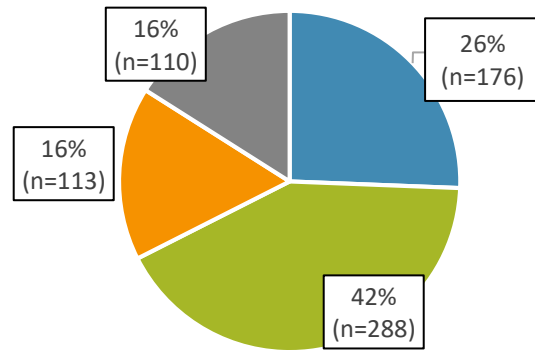
Gun Deaths in New Jersey, 2016



■ Suicide ■ Homicide ■ Other

Total Gun Deaths in 2016: 485

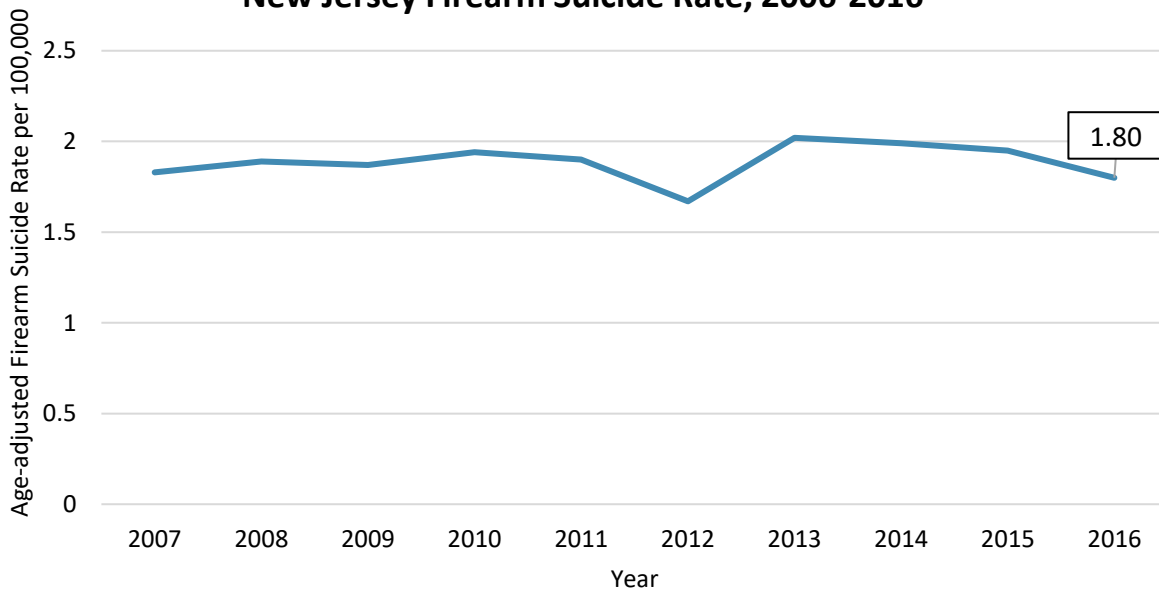
Suicide Deaths in New Jersey, 2016



■ Firearm ■ Suffocation
■ Poisoning ■ Other

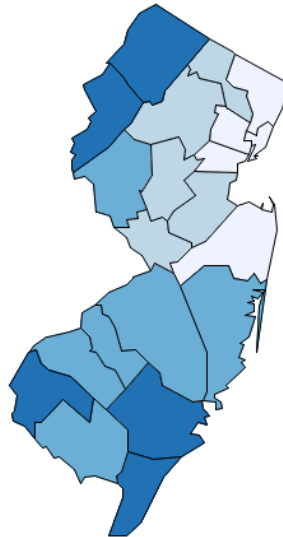
Total Suicide Deaths in 2016: 687

New Jersey Firearm Suicide Rate, 2006-2016



Firearm Suicide in New Jersey – Demographic Information

2008-2014, New Jersey
Death Rates per 100,000 Population
 Firearm, Suicide, All Races, All Ethnicities, Both Sexes, All Ages
 Annualized Crude Rate for New Jersey: 2.04



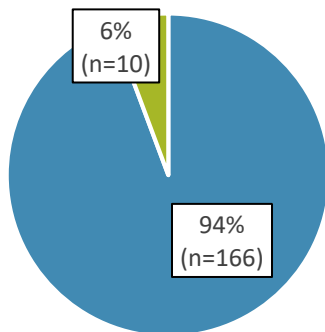
0.80-1.54 1.55-2.17 2.18-3.66 3.67-7.18

Reports for All Ages include those of unknown age.

* Rates based on 20 or fewer deaths may be unstable. These rates are suppressed for counties (see legend above); such rates in the title have an asterisk.

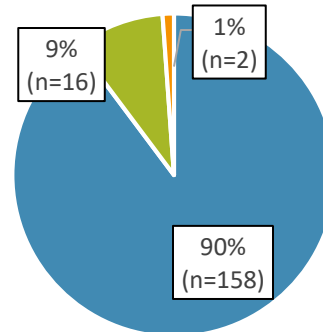
Produced by: the Statistics, Programming & Economics Branch, National Center for Injury Prevention & Control, CDC
 Data Sources: NCHS National Vital Statistics System for numbers of deaths; US Census Bureau for population estimates.

Firearm Suicide Deaths in New Jersey, 2016, by sex



■ Male ■ Female

Firearm Suicide Deaths in New Jersey, 2016, by race



■ White ■ Black ■ Other

Source: National Center for Injury Prevention and Control, CDC. United States and New Jersey Suicide Deaths and Rates per 100,000. Fatal Injury Reports, 1999-2016. Retrieved February 27, 2018, from <http://www.cdc.gov/injury/wisqars/fatal.html>

Note: The most recently available CDC data is 2016; as such, 2016 data is used where appropriate.