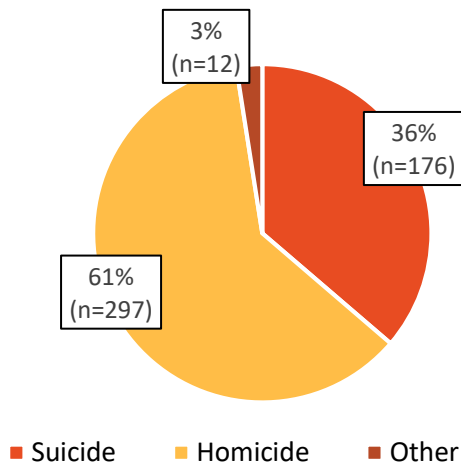


## Firearm Homicide in New Jersey

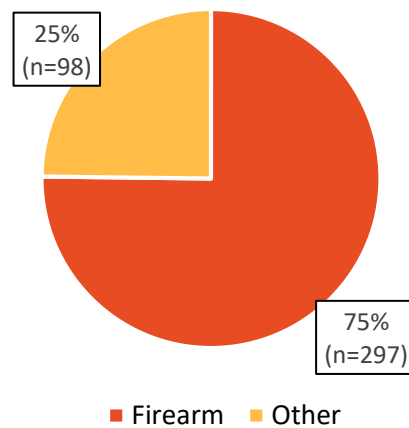
- Six of every 10 gun deaths (61%) in New Jersey are homicides.
- The majority of homicides (75%) in New Jersey are committed with firearms.
- 89% of firearm homicide victims are male; and 78% are Black.

**Gun Deaths in New Jersey, 2016**



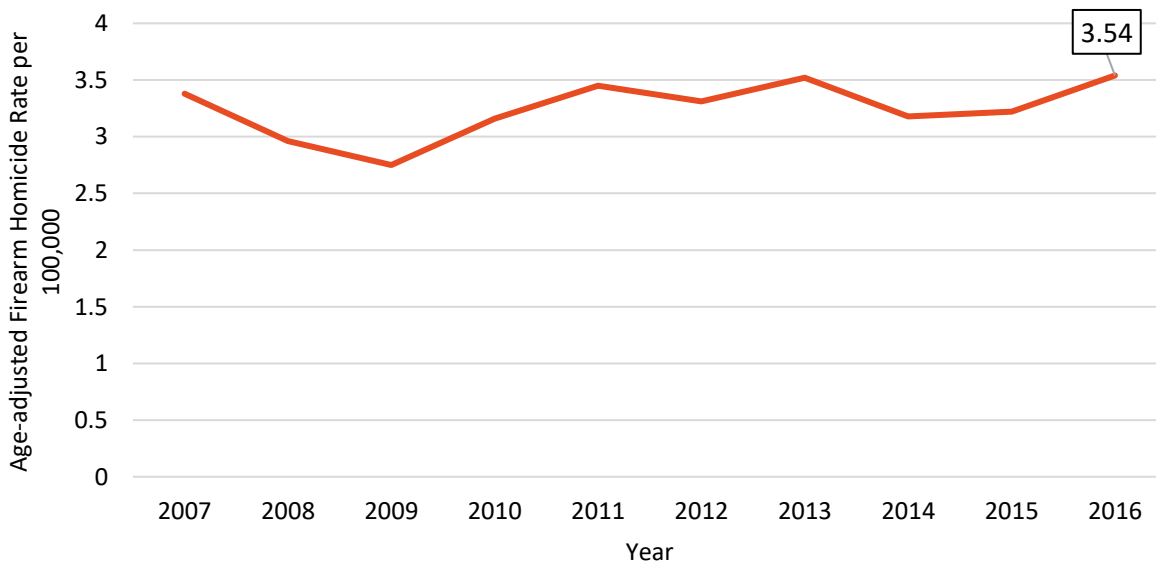
Total Gun Deaths in 2016: 485

**Homicide Deaths in New Jersey, 2016**



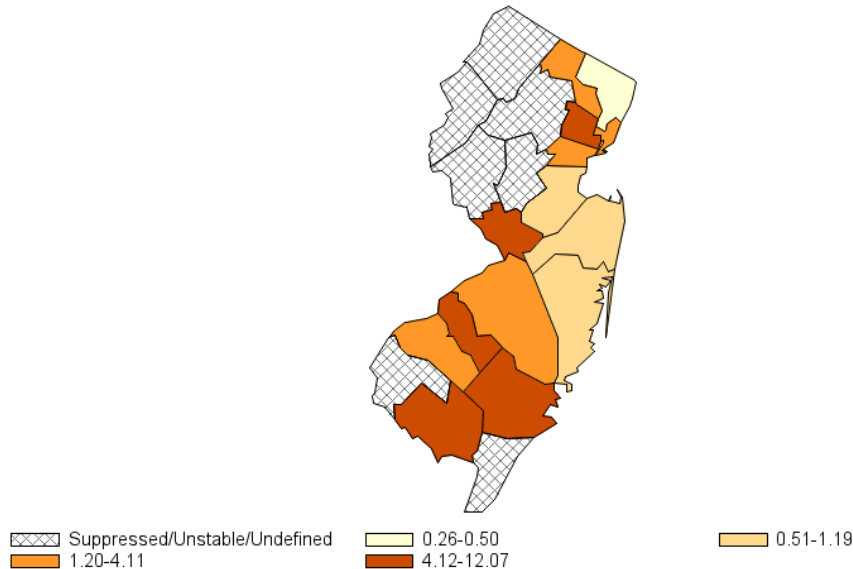
Total Homicide Deaths in 2016: 395

**New Jersey Firearm Homicide Rate, 2007-2016**



## Firearm Homicide in New Jersey – Demographic Information

2008-2014, New Jersey  
**Death Rates per 100,000 Population**  
 Firearm, Homicide, All Races, All Ethnicities, Both Sexes, All Ages  
 Annualized Crude Rate for New Jersey: 3.01

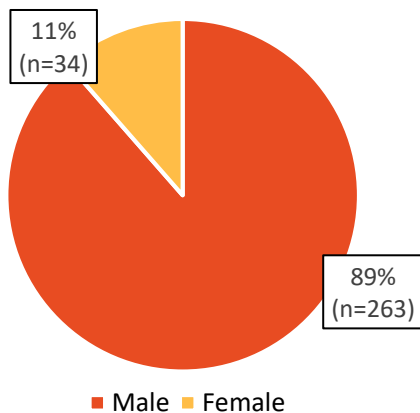


Reports for All Ages include those of unknown age.

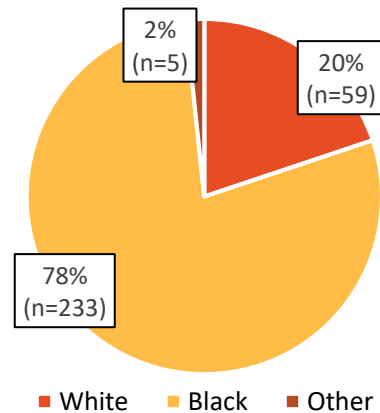
\* Rates based on 20 or fewer deaths may be unstable. These rates are suppressed for counties (see legend above); such rates in the title have an asterisk.

Produced by: the Statistics, Programming & Economics Branch, National Center for Injury Prevention & Control, CDC  
 Data Sources: NCHS National Vital Statistics System for numbers of deaths; US Census Bureau for population estimates.

**Firearm Homicide Deaths in  
New Jersey, 2016, by sex**



**Firearm Homicide Deaths in  
New Jersey, 2016, by race**



**Source:** National Center for Injury Prevention and Control, CDC. United States and New Jersey Homicide Deaths and Rates per 100,000. Fatal Injury Reports, 1999-2015. Retrieved February 27, 2018, from <http://www.cdc.gov/injury/wisqars/fatal.html>

**Note:** The most recently available CDC data is 2016; as such, 2016 data is used where appropriate.