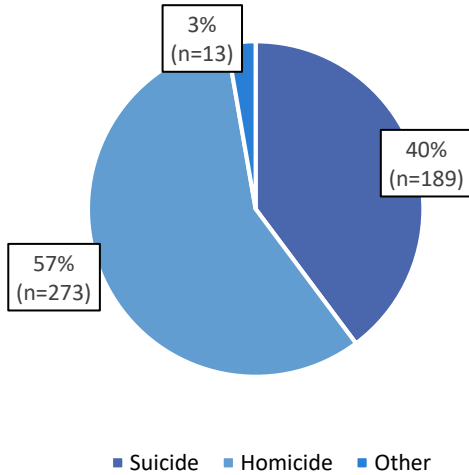


Firearm Suicide in New Jersey

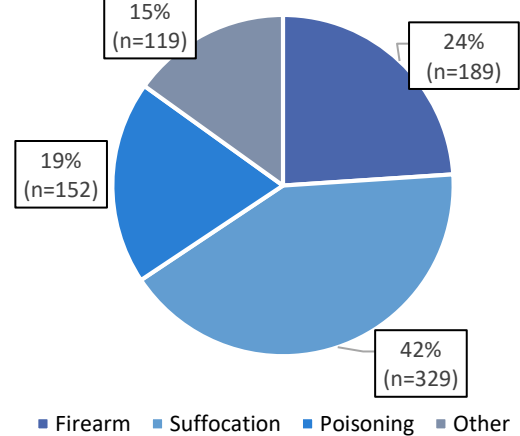
- Two-fifths (40%) of all gun deaths in New Jersey are suicides.
- Nearly one quarter of suicides (24%) in New Jersey are by firearm.
- 92% of people who die by firearm suicide in New Jersey are male; and 92% are White.

Gun Deaths in New Jersey, 2015



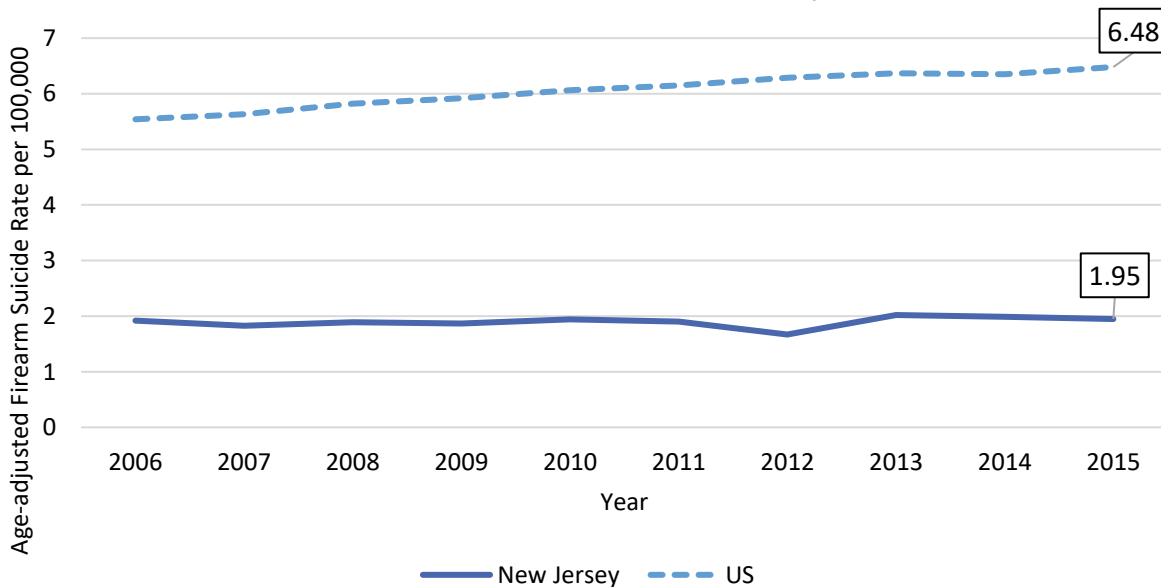
Total Gun Deaths in 2015: 475

Suicide Deaths in New Jersey, 2015



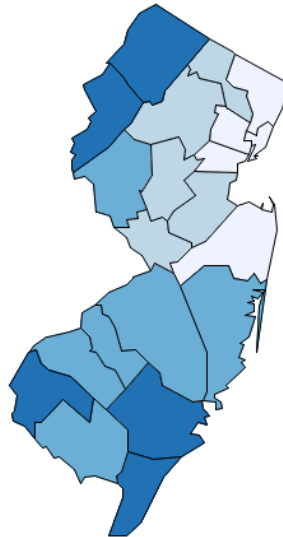
Total Suicide Deaths in 2015: 789

Firearm Suicide Rate over the last decade, 2006-2015



Firearm Suicide in New Jersey – Demographic Information

2008-2014, New Jersey
Death Rates per 100,000 Population
 Firearm, Suicide, All Races, All Ethnicities, Both Sexes, All Ages
 Annualized Crude Rate for New Jersey: 2.04



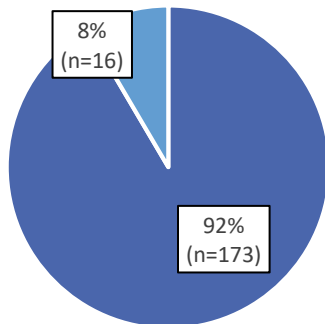
0.80-1.54 1.55-2.17 2.18-3.66 3.67-7.18

Reports for All Ages include those of unknown age.

* Rates based on 20 or fewer deaths may be unstable. These rates are suppressed for counties (see legend above); such rates in the title have an asterisk.

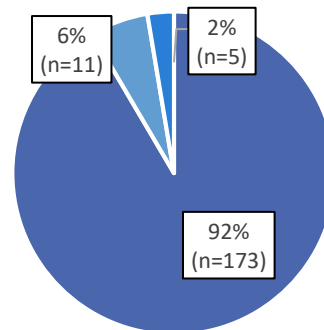
Produced by: the Statistics, Programming & Economics Branch, National Center for Injury Prevention & Control, CDC
 Data Sources: NCHS National Vital Statistics System for numbers of deaths; US Census Bureau for population estimates.

Firearm Suicide Deaths in New Jersey, 2015, by sex



■ Male ■ Female

Firearm Suicide Deaths in New Jersey, 2015, by race



■ White ■ Black ■ Other

Source: National Center for Injury Prevention and Control, CDC. United States and New Jersey Suicide Deaths and Rates per 100,000. Fatal Injury Reports, 1999-2015. Retrieved November 28, 2017, from <http://www.cdc.gov/injury/wisqars/fatal.html>

Note: The most recently available CDC data is 2015; as such, 2015 data is used where appropriate.