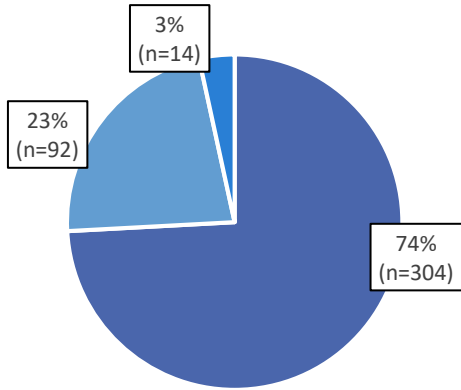


Firearm Suicide in Minnesota

- The majority (74%) of gun deaths in Minnesota are suicides.
- The majority of suicides (42%) in Minnesota are by firearm.
- 89% of people who die by firearm suicide in Minnesota are male; and 93% are White.

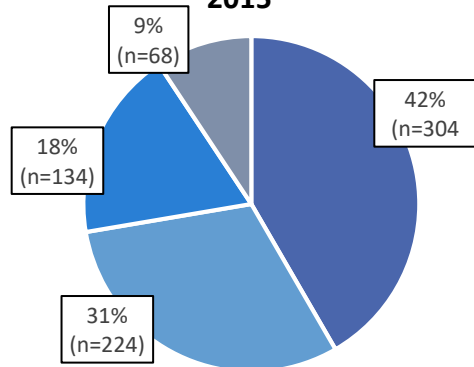
Gun Deaths in Minnesota, 2015



■ Suicide ■ Homicide ■ Other

Total Gun Deaths in 2015: 410

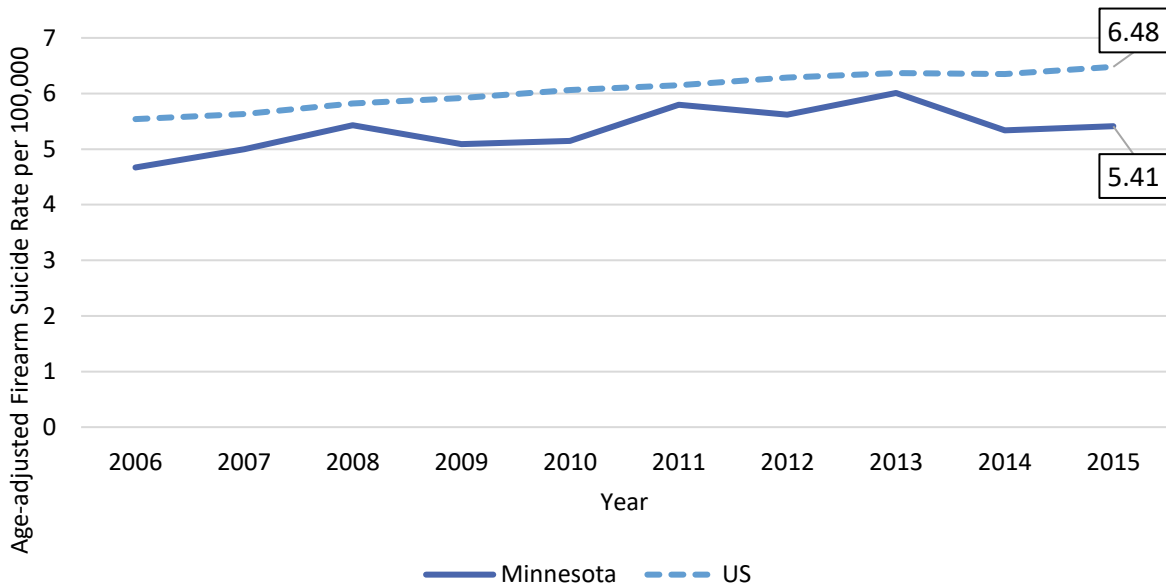
Suicide Deaths in Minnesota, 2015



■ Firearm ■ Suffocation ■ Poisoning ■ Other

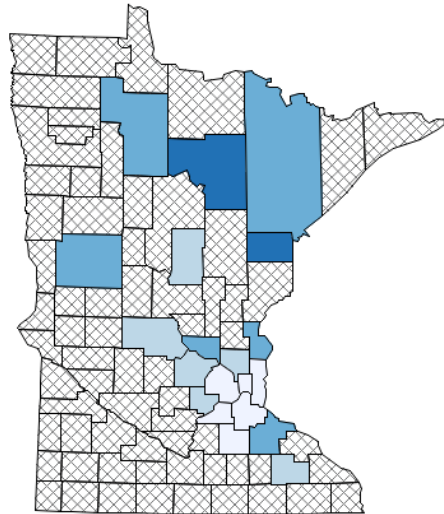
Total Suicide Deaths in 2015: 730

Firearm Suicide Rate over the last decade, 2006-2015



Firearm Suicide in Minnesota – Demographic Information

2008-2014, Minnesota
Death Rates per 100,000 Population
 Firearm, Suicide, All Races, All Ethnicities, Both Sexes, All Ages
 Annualized Crude Rate for Minnesota: 5.69



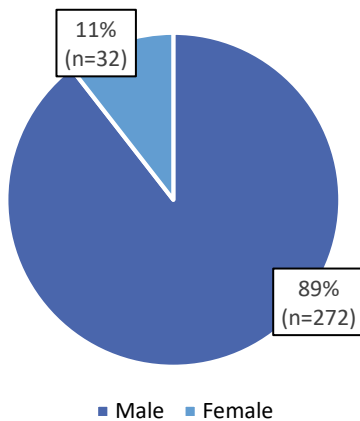
Suppressed/Unstable/Undefined
 0.00-5.23
 5.24-6.37
 6.38-9.26
 9.27-14.53

Reports for All Ages include those of unknown age.

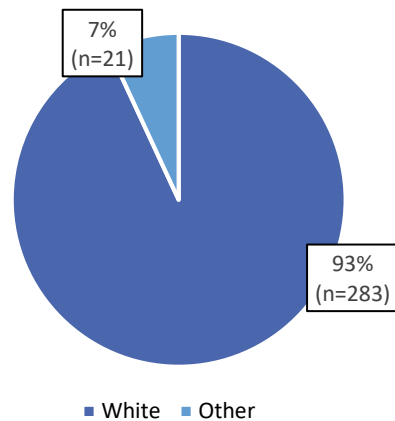
* Rates based on 20 or fewer deaths may be unstable. These rates are suppressed for counties (see legend above); such rates in the title have an asterisk.

Produced by: the Statistics, Programming & Economics Branch, National Center for Injury Prevention & Control, CDC
 Data Sources: NCES National Vital Statistics System for numbers of deaths; US Census Bureau for population estimates.

Firearm Suicide Deaths in California, 2015, by sex



Firearm Suicide Deaths in Minnesota, 2015, by race



Source: National Center for Injury Prevention and Control, CDC. United States and Minnesota Suicide Deaths and Rates per 100,000. Fatal Injury Reports, 2008-2014. Retrieved November 28, 2017, from <http://www.cdc.gov/injury/wisqars/fatal.html>

Note: The most recently available CDC data is 2015; as such, 2015 data is used where appropriate.