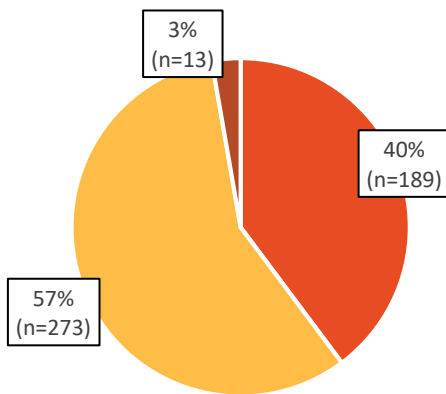


## Firearm Homicide in New Jersey

- More than half of all gun deaths (57%) in New Jersey are homicides.
- The majority of homicides (70%) in New Jersey are committed with firearms.
- 93% of firearm homicide victims are male; and 80% are Black.

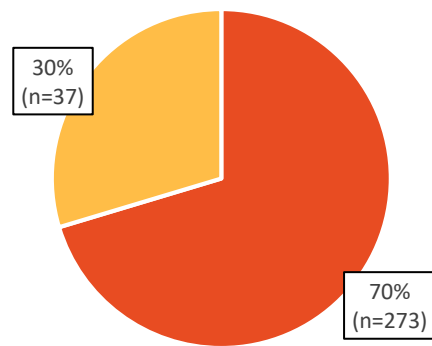
**Gun Deaths in New Jersey, 2015**



■ Suicide ■ Homicide ■ Other

**Total Gun Deaths in 2015: 475**

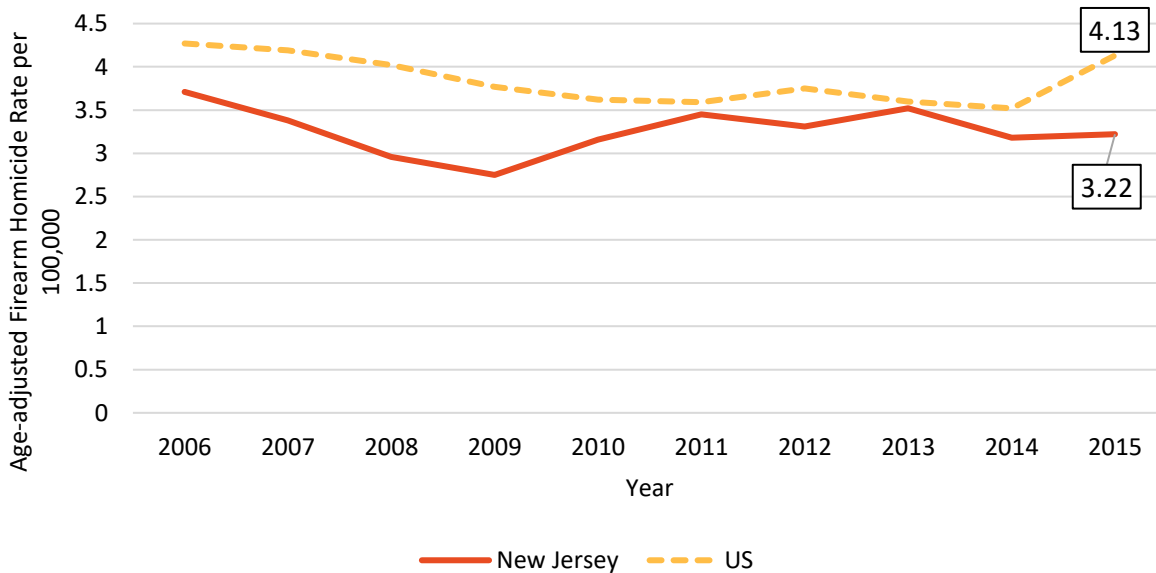
**Homicide Deaths in New Jersey, 2015**



■ Firearm ■ Other

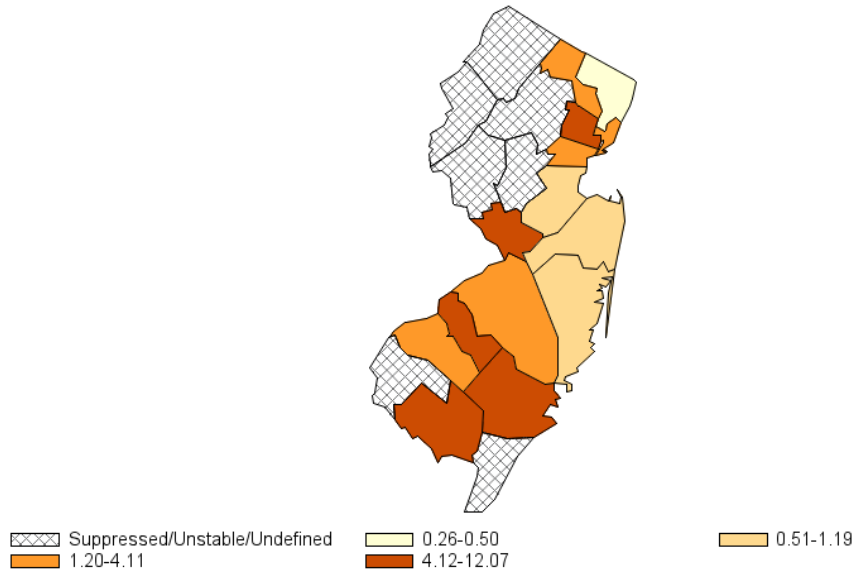
**Total Homicide Deaths in 2015: 388**

**Firearm Homicide Rate over the last decade, 2006-2015**



## Firearm Homicide in New Jersey – Demographic Information

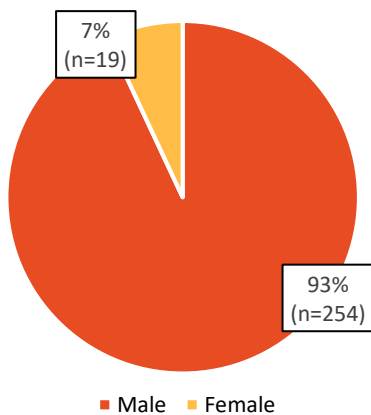
2008-2014, New Jersey  
**Death Rates per 100,000 Population**  
 Firearm, Homicide, All Races, All Ethnicities, Both Sexes, All Ages  
 Annualized Crude Rate for New Jersey: 3.01



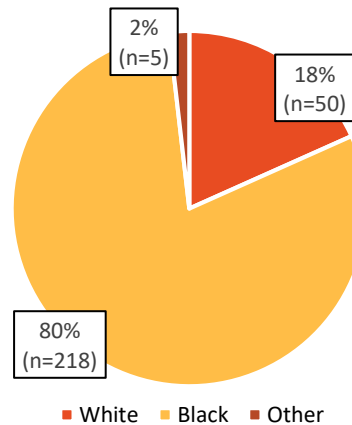
Reports for All Ages include those of unknown age.  
 \* Rates based on 20 or fewer deaths may be unstable. These rates are suppressed for counties (see legend above); such rates in the title have an asterisk.

Produced by: the Statistics, Programming & Economics Branch, National Center for Injury Prevention & Control, CDC  
 Data Sources: NCHS National Vital Statistics System for numbers of deaths; US Census Bureau for population estimates.

**Firearm Homicide Deaths in New Jersey, 2015, by sex**



**Firearm Homicide Deaths in New Jersey, 2015, by race**



**Source:** National Center for Injury Prevention and Control, CDC. United States and New Jersey Homicide Deaths and Rates per 100,000. Fatal Injury Reports, 1999-2015. Retrieved November 28, 2017, from <http://www.cdc.gov/injury/wisqars/fatal.html>

**Note:** The most recently available CDC data is 2015; as such, 2015 data is used where appropriate.