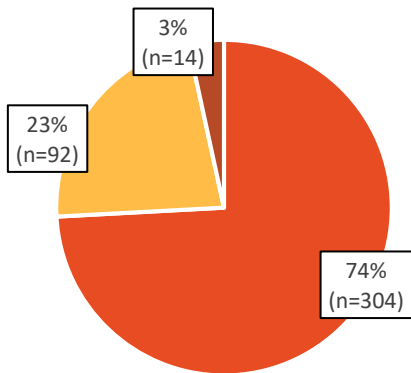


Firearm Homicide in Minnesota

- Nearly a quarter of all gun deaths in Minnesota are homicides.
- The majority of homicides (63%) in Minnesota are committed with firearms.
- 78% of firearm homicide victims are male; and 49% are Black.

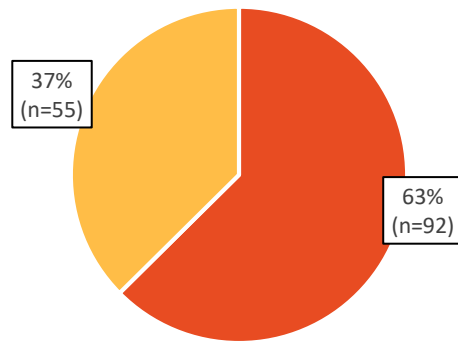
Gun Deaths in Minnesota, 2015



■ Suicide ■ Homicide ■ Other

Total Gun Deaths in 2015: 410

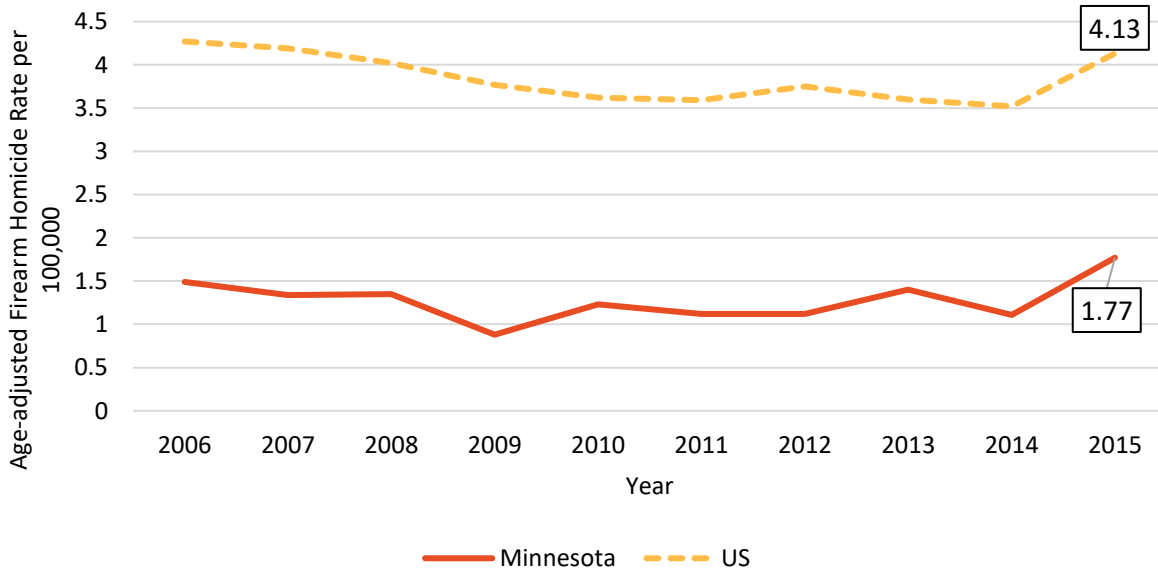
Homicide Deaths in Minnesota, 2015



■ Firearm ■ Other

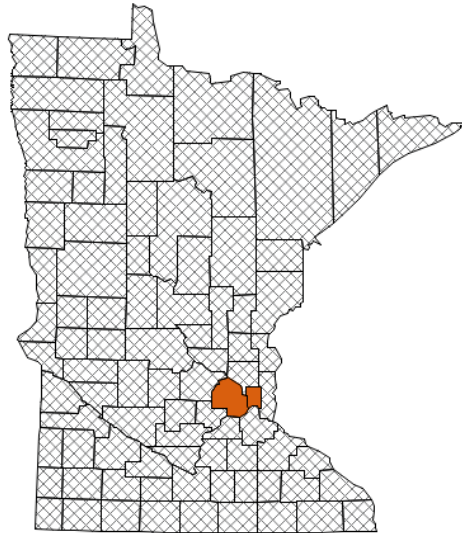
Total Homicide Deaths in 2015: 147

Firearm Homicide Rate over the last decade, 2006-2015



Firearm Homicide in Minnesota – Demographic Information

2008-2014, Minnesota
Death Rates per 100,000 Population
 Firearm, Homicide, All Races, All Ethnicities, Both Sexes, All Ages
 Annualized Crude Rate for Minnesota: 1.17



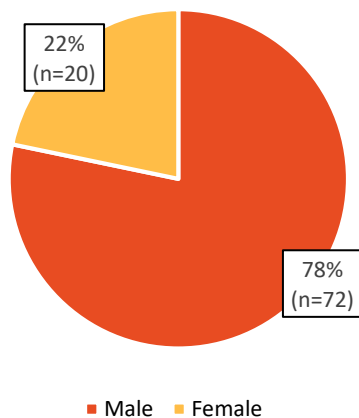
Suppressed/Unstable/Undefined
 0.00-0.39
 0.40-5.24

Reports for All Ages include those of unknown age.

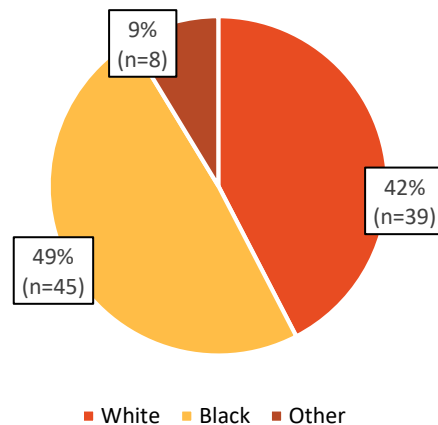
* Rates based on 20 or fewer deaths may be unstable. These rates are suppressed for counties (see legend above); such rates in the title have an asterisk.

Produced by: the Statistics, Programming & Economics Branch, National Center for Injury Prevention & Control, CDC
 Data Sources: NCES National Vital Statistics System for numbers of deaths; US Census Bureau for population estimates.

Firearm Homicide Deaths in Minnesota, 2015, by sex



Firearm Homicide Deaths in Minnesota, 2015, by race



Source: National Center for Injury Prevention and Control, CDC. United States and Minnesota Homicide Deaths and Rates per 100,000. Fatal Injury Reports, 1999-2015. Retrieved November 28, 2017, from <http://www.cdc.gov/injury/wisqars/fatal.html>

Note: The most recently available CDC data is 2015; as such, 2015 data is used where appropriate.