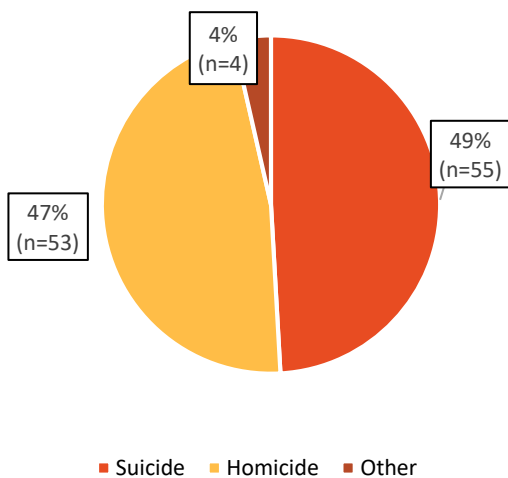


## Firearm Homicide in Delaware

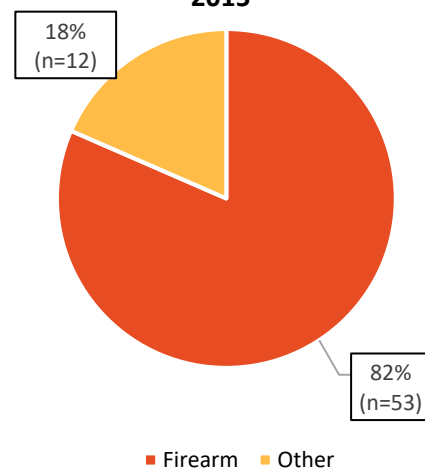
- Nearly half of all gun deaths in Delaware are homicides.
- The majority of homicides (82%) in Delaware are committed with firearms.
- The firearm homicide rate in Delaware has generally been higher than the national rate over the last decade.
- 94% of firearm homicide victims are male, and 83% are Black.

**Gun Deaths in Delaware, 2015**



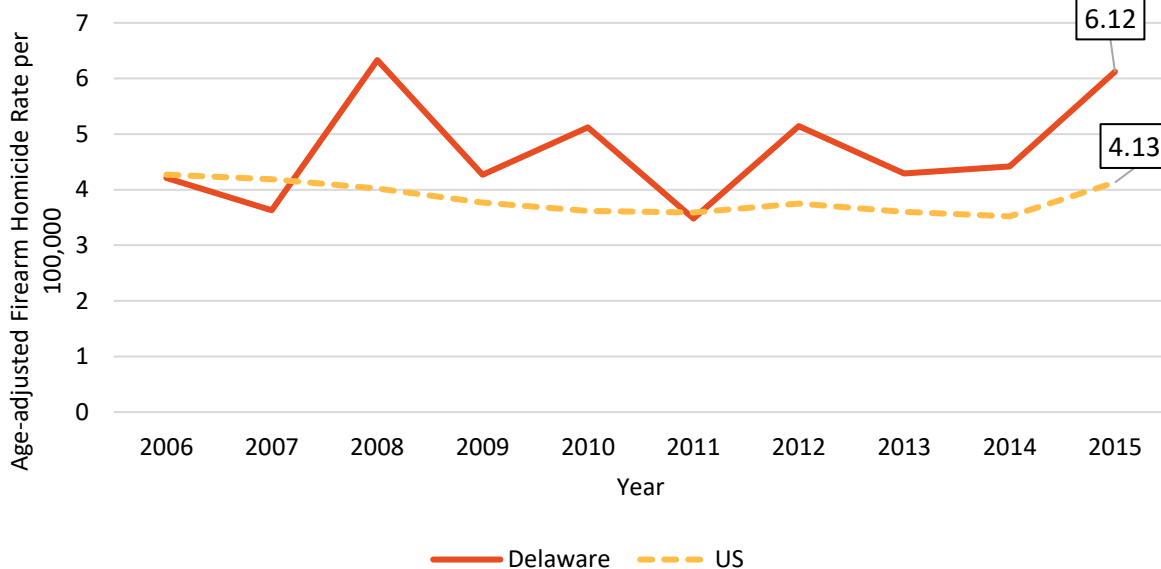
Total Gun Deaths in 2015: 112

**Homicide Deaths in Delaware, 2015**



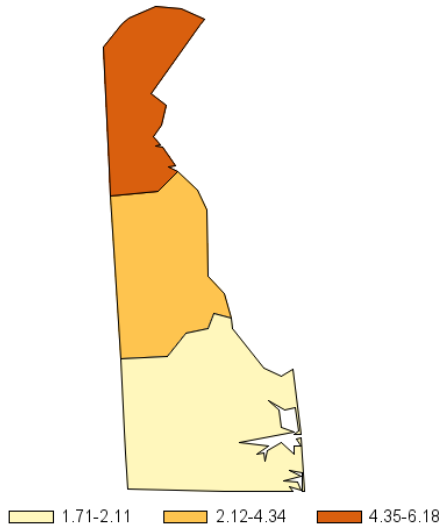
Total Homicide Deaths in 2015: 65

**Firearm Homicide Rate over the last decade, 2006-2015**



## Firearm Homicide in Delaware – Demographic Information

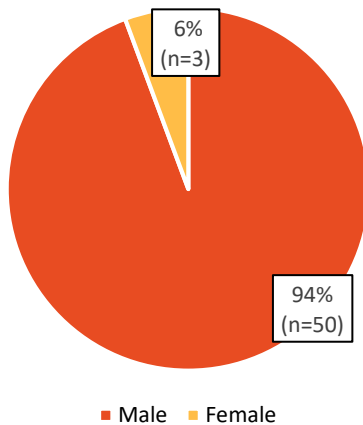
2008-2014, Delaware  
**Death Rates per 100,000 Population**  
 Firearm, Homicide, All Races, All Ethnicities, Both Sexes, All Ages  
 Annualized Crude Rate for Delaware: 4.53



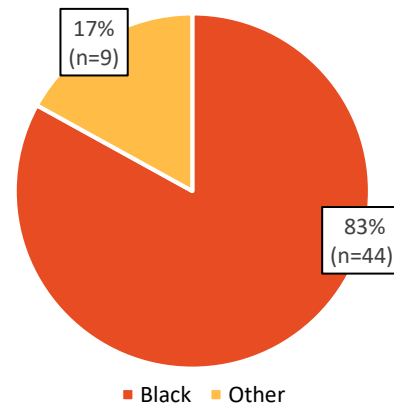
Reports for All Ages include those of unknown age.  
 \* Rates based on 20 or fewer deaths may be unstable. These rates are suppressed for counties (see legend above); such rates in the title have an asterisk.

Produced by: the Statistics, Programming & Economics Branch, National Center for Injury Prevention & Control, CDC  
 Data Sources: NCHS National Vital Statistics System for numbers of deaths; US Census Bureau for population estimates.

**Firearm Homicide Deaths in Delaware, 2015, by sex**



**Firearm Homicide Deaths in Delaware, 2015, by race**



**Source:** National Center for Injury Prevention and Control, CDC. United States and Delaware Homicide Deaths and Rates per 100,000. Fatal Injury Reports, 1999-2015. Retrieved November 28, 2017, from <http://www.cdc.gov/injury/wisqars/fatal.html>

**Note:** The most recently available CDC data is 2015; as such, 2015 data is used where appropriate.