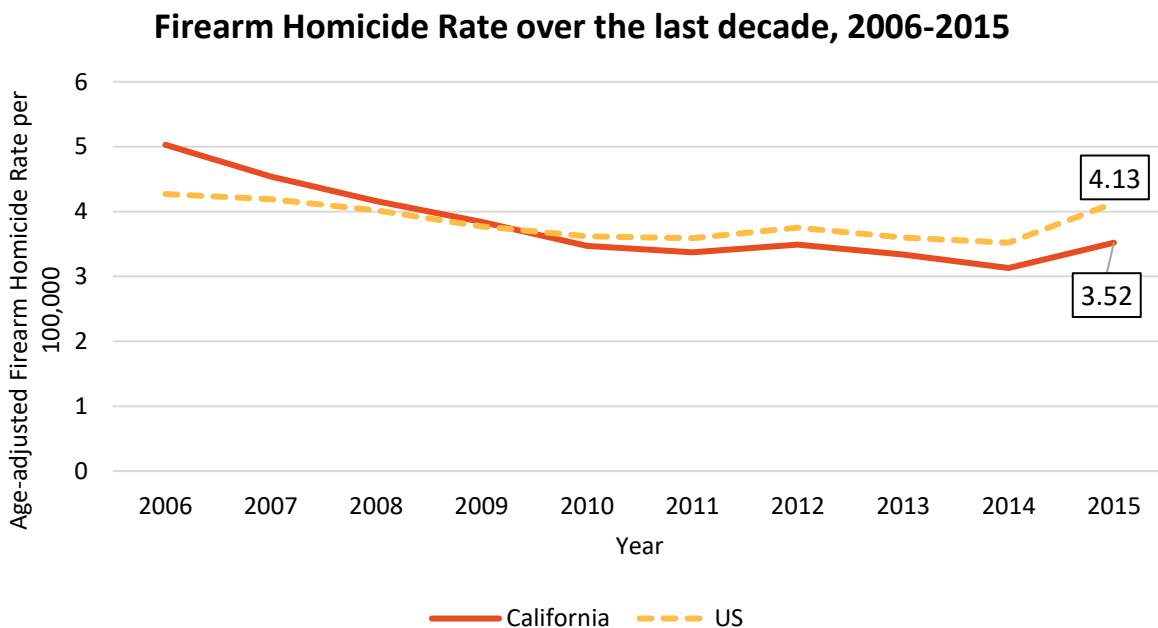
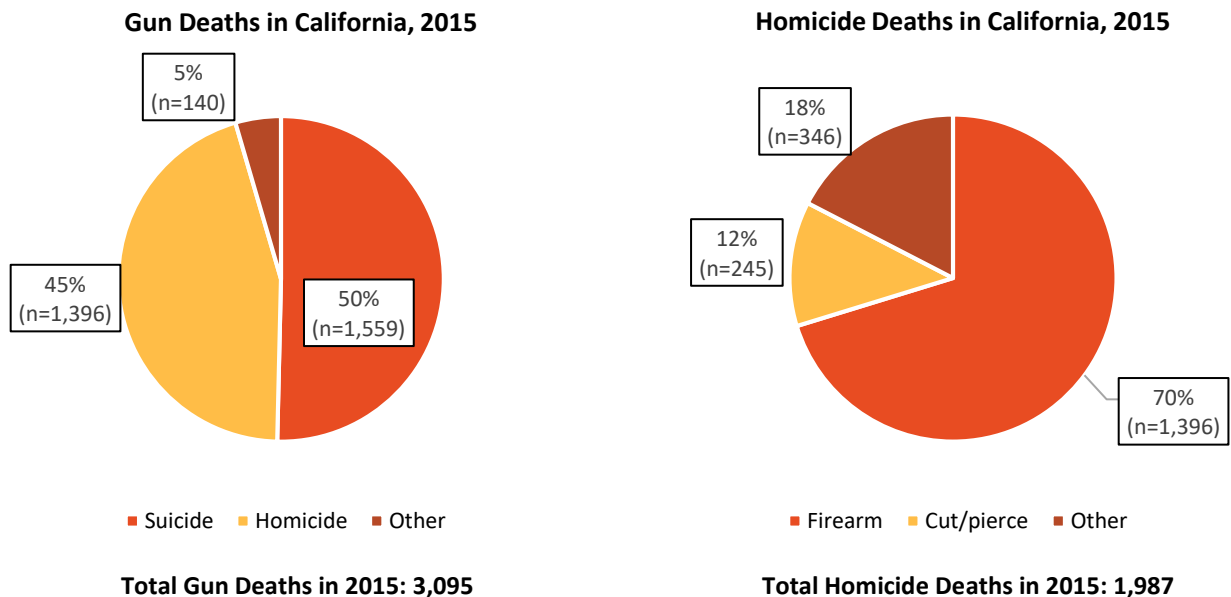


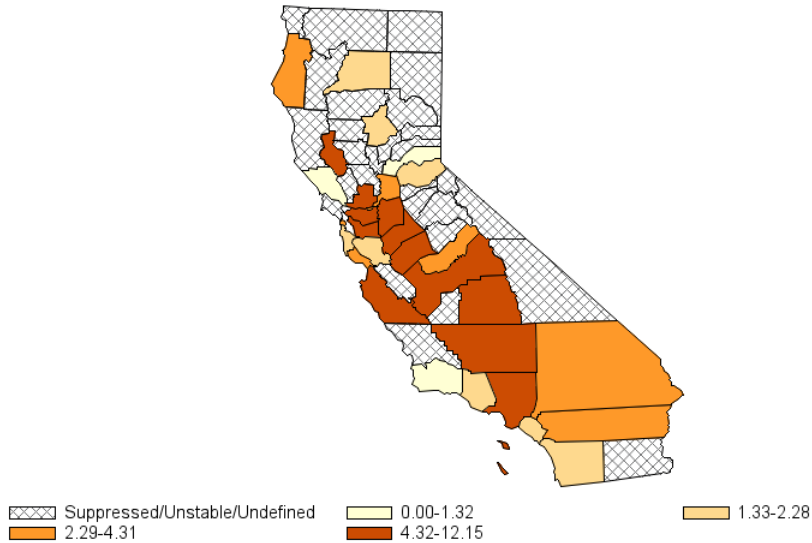
Firearm Homicide in California

- Nearly half of all gun deaths in California are homicides.
- The majority of homicides (70%) in California are committed with firearms.
- The firearm homicide rate in California has been consistently lower than the national rate since 2010; however, the rate has increased since 2014.
- 88% of firearm homicide victims are male; and 61% are White.



Firearm Homicide in California – Demographic Information

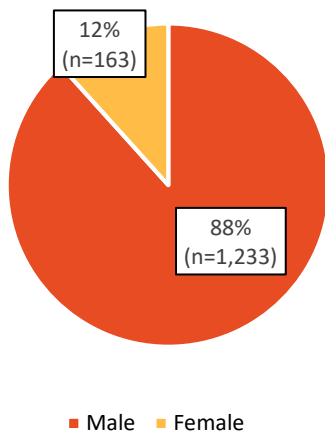
2008-2014, California
Death Rates per 100,000 Population
 Firearm, Homicide, All Races, All Ethnicities, Both Sexes, All Ages
 Annualized Crude Rate for California: 3.64



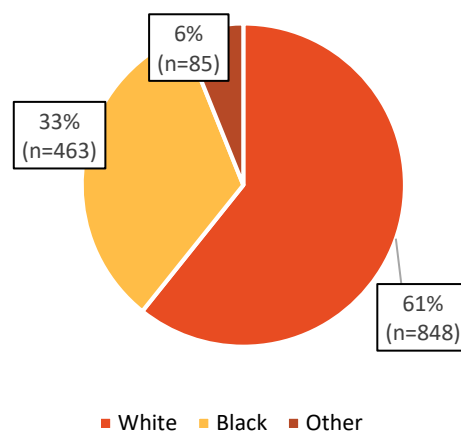
Reports for All Ages include those of unknown age.
 * Rates based on 20 or fewer deaths may be unstable. These rates are suppressed for counties (see legend above); such rates in the title have an asterisk.

Produced by: the Statistics, Programming & Economics Branch, National Center for Injury Prevention & Control, CDC
 Data Sources: NCES National Vital Statistics System for numbers of deaths; US Census Bureau for population estimates.

Firearm Homicide Deaths in California, 2015, by sex



Firearm Homicide Deaths in California, 2015, by race



Source: National Center for Injury Prevention and Control, CDC. United States and California Homicide Deaths and Rates per 100,000. Fatal Injury Reports, 1999-2015. Retrieved November 14, 2017, from <http://www.cdc.gov/injury/wisqars/fatal.html>

Note: The most recently available CDC data is 2015; as such, 2015 data is used where appropriate.